

**THE GANDHIGRAM RURAL INSTITUTE
DEEMED TO BE UNIVERSITY
GANDHIGRAM-624302, DINDIGUL DISTRICT, TAMIL NADU**



**REVISED
CONSOLIDATED FINANCIAL STATEMENT OF ACCOUNTS
FOR THE YEAR 2023-24**

THE GANDHIGRAM RURAL INSTITUTE – DEEMED TO BE UNIVERSITY

ANNUAL ACCOUNTS 2023-24

INDEX

Sch. No.	Particulars	Page No.
	Auditors Report on Statement of Accounts	
--	Consolidated Balance Sheet	1
--	Consolidated Income and Expenditure Account	2
1	Corpus/Capital Fund	3
2	Designated/Earmarked/Endowment Funds	4
2A	Endowment Funds	5-6
3	Current Liabilities & Provisions	7
3 (a)	Sponsored Project	8-16
3 (b)	Sponsored Fellowships and Scholarships	17-18
4	Fixed Asset	19-24
5	Investments	25

Sch. No.	Particulars	Page No.
5A	Investments - Details	25-29
6	Investments - Others	30
6A	Investments - Details	31
7	Current Assets	32
7(A)	Bank Balances –Annexure (Details)	33-37
8(A)	Loans, Advances & Deposits	38
9	Academic Receipts	39
10	Grants/Subsidies	40
11	Income from Investments	41
12	Interest Earned	41
13	Other Income	42
14	Prior Period Income	42
15	Staff Payments & Benefits (Establishment Expenses)	43
15A	Employees Retirement and Terminal Benefits	43
16	Academic Expenses	44
17	Administrative and General Expenses	45

Sch. No.	Particulars	Page No.
18	Transportation Expenses	46
19	Repair & Maintenance	46
20	Finance Costs	47
21	Other Expenses	47
22	Prior Period Expenses	47
--	Consolidated Receipts & Payment Accounts	48-49
--	GPF- Balance sheet, Income & Expenditure Account, Receipts & Payments Account and Investment Details	50-51
--	NPS – Balance sheet, Income & Expenditure Account, Receipts & Payments Account and Investment Details	52
--	Hostel Establishment Fund – Balance sheet & Income / Expenditure Account, R&P A/c & Investment Details	53
--	Student Semester Fees Account – Balance Sheet & Income / Expenditure Account, Receipts and Payments Account	54
--	CPF (KVK)- Balance sheet, Income & Expenditure Account, Receipts & Payments Account and Investment Details	55-56
23	Significant Accounting Policies	57-62
24	Contingent Liabilities and Notes to Accounts	63-64
	Details of Fixed Assets for Projects	65-67

**M/s. Ganesh Prasad
Chartered Accountants**

S B 1 & 2, G Block, Vajra Apartments
202, Bye Pass Road
Madurai – 625016
Off: +91 (452) 4355225; 4392225
E-mail: natan@ganeshprasad.com

**AUDIT REPORT ON STATEMENT OF ACCOUNTS OF GANDHIGRAM RURAL INSTITUTE – (DEEMED TO BE UNIVERSITY),
GANDHIGRAM**

1. We have audited the attached Balance Sheet of Gandhigram Rural Institute - Deemed to be University, Gandhigram as at 31.03.2024 and the Income and Expenditure account for the year ended on that date. These financial statements are the responsibility of the Management of the Gandhigram Rural Institute (Deemed to be University). Our responsibility is to express an opinion on these financial statements based on our audit.

2. We conducted our audit in accordance with auditing standards generally accepted in India. These standards require that we plan and perform the audit to obtain reasonable assurance about whether the financial statements are free from material misstatements.

An audit includes examining, on a test basis, evidences supporting the amounts and disclosure in the financial statements. An audit also includes assessing the accounting principles used and significant estimates made by the management, as well as evaluating the overall presentation of the financial statements. We believe that our audit provides a reasonable basis for our opinion.

3. Based on our audit, we report that:

I. We have obtained all the information and explanations, which to the best of our knowledge and belief were necessary for the purpose of our audit.

II. We observed and report that:

- a) Financial statements are prepared on the new format prescribed by MHRD (now MoE) and approved by C&AG of India.
- b) Fixed asset register is being maintained.
- c) During the year ending 31.03.2024, Depreciation has been calculated on Straight Line Method based on the instructions of MHRD (now MoE).
- d) Internal audit of accounts has been carried out for the Financial Year 2023-24.
- e) Provision for Retirement Benefits has been made during the year as per the AS-15.



**M/s. Ganesh Prasad
Chartered Accountants**

S B 1 & 2, G Block, Vajra Apartments
202, Bye Pass Road
Madurai – 625016
Off: +91 (452) 4355225; 4392225
E-mail: natan@ganeshprasad.com

-
- f) There are no statutory liabilities pending, as confirmed by the Management.
g) Provision for taxation is not made as the Institute enjoys exemption u/s 12AA of the Income Tax Act.
h) Single quotation method is followed for purchase of proprietary items and for the value of items below Rs.25,000/- as per GRI manual.

Subject to our observation to the preceding paragraphs, we report that the Balance Sheet and Income and Expenditure Account dealt with by this report are in agreement with the books of accounts.

In our opinion and to the best information and according to the explanations given to us, the said financial statements read together with the Accounting Policies and Notes on Accounts, and subject to the significant matters stated in para 3(II) above give a true and fair view in conformity with accounting principles generally accepted in India.

- a. In so far it relates to the Balance Sheet, of the State of affairs of the Gandhigram Rural Institute (Deemed to be University), Gandhigram as at 31.03.2024 and
- b. In so far as it relates to Income and Expenditure account of the Institute for the year ended on that date.

Place: Gandhigram

Date: 18-10-2024

For GANESH PRASAD
Chartered Accountants
(ICAI Firm Reg. No: 000872.S)

S. NATANAGOPAL
Partner
M. No: 022841



DDIN: 24 022841 BKHDGTH 2559

SOURCES OF FUNDS	Schedule	2023-24	2022-23
CORPUS / CAPITAL FUND	1	-441 62 56 576	-421 38 80 386
DESIGNATED / EARMARKED FUNDS	2	32 27 69 542	35 66 01 924
CURRENT LIABILITIES & PROVISIONS	3	520 67 07 378	497 97 02 060
TOTAL		111 32 20 344	112 24 23 598
APPLICATION OF FUNDS			
APPLICATION OF FUNDS	Schedule	2023-24	2022-23
FIXED ASSETS - OWN			
Tangible Assets	4	43 65 54 736	45 55 37 189
Intangible Assets	4	6	63 725
Capital Work-In-Progress	4	2 69 05 296	2 62 40 234
INVESTMENTS FROM EARMARKED / ENDOWMENT FUNDS			
Long Term	5		
Short Term	5	15 79 00 599	10 98 70 993
INVESTMENTS - OTHERS	6	24 89 42 153	6 94 14 256
CURRENT ASSETS	7	13 40 06 374	33 60 64 894
LOANS, ADVANCES & DEPOSITS	8	10 89 11 180	12 52 32 307
TOTAL		111 32 20 344	112 24 23 598

SIGNIFICANT ACCOUNTING POLICIES 23

CONTINGENT LIABILITIES AND NOTES ON ACCOUNTS 24

[Signature]
Finance Officer
Gandhigram Rural Institute

[Signature]
Registrar
Gandhigram Rural Institute

vide our report of date

For GANESH PRASAD
Chartered Accountants
(ICAI Firm Reg. No: 000872 S)
[Signature]
S.NATANAGOPAL
Partner
M. No: 022841



THE GANDHIGRAM RURAL INSTITUTE - DEEMED TO BE UNIVERSITY
GANDHIGRAM - TAMIL NADU
CONSOLIDATED INCOME AND EXPENDITURE ACCOUNT
INCOME AND EXPENDITURE ACCOUNT FOR THE YEAR ENDED 31.03.2024

Particulars	Schedule	GDA	UGC Maintenance Grant / RBI-TSA	2023-24	2022-23
INCOME					
Academic Receipts	9		4 26 34 311	4 26 34 311	3 70 82 656
Grants / Subsidies	10	16 14 199	78 58 13 197	78 74 27 396	68 64 37 379
Income from Investments	11	16 66 817	14 795	16 81 612	13 45 065
Interest Earned	12	1 06 765	5 10 138	6 16 903	6 03 742
Other Income	13	47 183	37 10 864	37 58 047	31 93 666
Prior Period Income	14				
TOTAL (A)		34 34 964	83 26 83 305	83 61 18 269	72 86 62 508
EXPENDITURE					
Staff Payments & Benefits (Establishment expenses)	15		99 87 29 530	99 87 29 530	533 63 66 395
Academic Expenses	16	12 15 665	61 55 473	73 71 138	90 87 886
Administrative and General Expenses	17		2 13 32 561	2 13 32 561	1 80 11 133
Transportation Expenses	18		18 26 191	18 26 191	14 06 531
Repairs & Maintenance	19	3 50 208	59 24 286	62 74 494	63 37 578
Finance Costs	20				
Depreciation	4	1 53 44 147	32 17 994	1 85 62 141	1 87 82 100
Other Expenses	21	48 326		48 326	67 090
Prior Period Expenses	22		20 727	20 727	10 04 636
TOTAL (B)		1 69 58 346	103 72 06 762	105 41 65 108	539 10 63 349
Balance being excess of expenditure over income (A-B)		-1 35 23 382	-20 45 23 457	-21 80 46 839	-466 24 00 841
Total		34 34 964	83 26 83 305	83 61 18 269	72 86 62 508
Transfer to / from Designated Fund					
Building Fund					
Balance being Surplus / (Deficit) carried to Capital Fund		-1 35 23 382	-20 45 23 457	-21 80 46 839	-466 24 00 841

SIGNIFICANT ACCOUNTING POLICIES 23
CONTINGENT LIABILITIES AND NOTES ON ACCOUNTS 24

CCCC-malw
Finance Officer
Gandhigram Rural Institute

L. N. Srinivasan
Registrar
Gandhigram Rural Institute

vide our report of date
For GANESH PRASAD
Chartered Accountants
(ICAI Firm Reg. No: 000872 S)
S. NATANAGOPAL
Partner
M. No: 022841



CONSOLIDATED STATEMENT OF ACCOUNTS FOR THE YEAR 2023-24

SCHEDULE - 1 CORPUS / CAPITAL FUND

Amount in Rupees

Particulars	GDA	Schemes	UGC Maintenance Grant / RBI-TSA	Student Fund A/c10820	GDF A/c No.10632	Institute Fund A/c No.2639	2023-24	2022-23
Balance at the beginning of the year	332476741	20244438	-4566601565	0	0	0	-4213880386	421255216
Add: Contribution towards Corpus/Capital Fund							0	0
Add: Grants from UGC, Government of India and State Government to the Extent Utilized for Capital Expenditure (Sch.10-A)	11229577						11229577	27236241
Add: Assets Purchased out of Earmarked Fund				4071511	47056751	1819016	52947278	0
Add: Assets Purchased out of Sponsored Project where ownership vests in the Institution		285784					285784	28998
Add: Assets Donated / Gift Received							0	0
Add: Other Additions (adjustment)	1210373	0	6698956				7909329	0
Total	344916691	20530222	-4559902609	4071511	47056751	1819016	-4141508418	448520455
Deduct: Deficit transferred from the Income & Expenditure Account	-13523382	0	-204523457				-218046839	-4662400841
Deduct: SC/ST tuition fee reversed from fund Account	0	0	972000				972000	0
Deduct: IRG Fund transferred to Grant account	1820765		46870108				48690873	0
Deduct: Other adjustment (OB adjusted to Grant account as per UC)	7038446						7038446	0
Balance at the year end	322534098	20530222	-4812268174	4071511	47056751	1819016	-4416256576	-4213880386



Particulars	Fund wise Breakup						Total	
	Student Fund A/c10820	GDF A/c No.10632	HBA A/c No. 1225	Corpus Fund A/c No2633	Endow. Fund	Institute Fund A/c No.2639	2023-24	2022-23
A								
i Opening Balance	49977901	121991206	25492995	74428846	8345988	15567640	295804576	315490776
ii Additions during the year	61030312	44639953	100839		0	11464321	117235425	35355597
iii Donation to the Corpus Fund				77095			77095	983286
iv Income from Investments made of the Funds				5428158	567498		5995656	4223861
v Accrued Interest on Investments / Advances	803461		867018	3469493	298986	311849	5750807	4997520
vi Interest on Savings Bank A/c	699019		10236	20094	5505	107913	842767	1295648
vii Interest on EB Deposit						0	0	2738100
viii Other Additions-Inter Unit Account Payable	6326084						6326084	36101976
ix Contribution Received				493969			493969	1562
x Security deposit		98011		0			98011	74148
xi Income on Time barred cheques							0	47765
xii Other Current Liabilities (Payable - Net Salary, Companies)	2060040			0		0	2060040	1532628
xiii Less: Deductions during the year				30349			30349	826506
xiv Less: Fixed Assets transferred to Capital Fund (Sch.1)	4071511	47056751	0	0	0	1819016	52947278	0
Total (A)	116825306	119672419	26471088	83887306	9217977	25632707	381706803	402016361
B								
Utilisation/Expenditure towards objectives of Funds								
i) Capital Expenditure							0	2325711
ii) Revenue Expenditure	34073430	22865159	0	7	90389	1908276	58937261	43088726
Total (B)	34073430	22865159	0	7	90389	1908276	58937261	45414437
Closing balance at the year end (A-B)	82751876	96807260	26471088	83887299	9127588	23724431	322769542	356601924
Represented by								
i Bank Balances	8563949	5934408	426385	879243	52382	1193261	17049628	103808542
ii Investments	73077628	59853978	23600000	75470840	8460267	11000000	251462713	144896022
iii Inter A/c Transfer	327784	10762014				3989490	15079288	20901133
iv Loans and Advances	800	105200			12625	577274	695899	764267
v Interest Receivable	775569	155337	2444703	6336304	602173	831063	11145149	7637907
vi Fees Receivable		2019946					2019946	13699500
vii TDS Receivable on Fixed Deposit		0		315254	141	93786	409181	142060
viii Deposit with CPWD		15047544					15047544	5369656
ix Fixed Assets							0	55762267
x Other Receivable				885658		6026057	6911715	689124
xi Deposits		2911800				13500	2925300	2925300
xii Prepaid Expenses	6146						6146	6146
xiii Sale of Assets		17033					17033	0
Total	82751876	96807260	26471088	83887299	9127588	23724431	322769542	356601924



S.No.	Name of the Endowment	Bank Account	Opening Balance		Additions during the year		Total		Expenditure on the object during the year	Closing Balance		Total
			Endow-ment	Accumu-lated Interest	Endow-ment	Interest	Endow-ment	Accu. Interest		Endow-ment	Accu. Interest	
1	2		3	4	5	6	7	8	9	10	11	12(10+11)
1	V.R.Krishnaiyer Endowment	CB GRI No.4	35000	31465		6945	35000	38410		35000	38410	73410
2	Dr.Devendra Kumar Endowment	CB GRI No.4	25000	28127		5547	25000	33674		25000	33674	58674
3	Sri Ramalinga Mills	CB GRI No.4	54750	61598		12148	54750	73746		54750	73746	128496
4	Dinamalar Endowment	CB GRI No.4	35000	39378		7766	35000	47144		35000	47144	82144
5	P.C.Balaramaiya Endow.	CB GRI No.4	35000	39379		7766	35000	47145		35000	47145	82145
6	Dr.T.S.Soundaram Endowment	CB GRI No.4	100000	17404		12315	100000	29719	10512	100000	19207	119207
7	G.K.Moopanar Endow.	CB GRI No.4	20000	22502		4438	20000	26940		20000	26940	46940
8	Ci.Pa.Athithanar Endow.	CB GRI No.4	50000	56254		11094	50000	67348		50000	67348	117348
9	Dr.G.Karthikeyan Endow	CB GRI No.4	83227	93636		18467	83227	112103		83227	112103	195330
10	G.Venkatachalapathy Endow.	CB GRI No.4	35000	39378		7766	35000	47144		35000	47144	82144
11	P.Natchimuthu Gounder Endowment	CB GRI No.4	100000	112506		22189	100000	134695		100000	134695	234695
12	Dr.N.Mahalingam Endowment	CB GRI No.4	100000	112506		22189	100000	134695		100000	134695	234695
13	Dr.V.Krishnamurthy Anna Endo.	CB GRI No.4	25000	20646		4771	25000	25417		25000	25417	50417
14	Dr.M.G.Ramachandran Endow	CB GRI No.4	50000	46226		10053	50000	56279	17980	50000	38299	88299
15	Bhagavathy Endowment	CB GRI No.4	25000	22748		4989	25000	27737		25000	27737	52737
16	Dr.R.Subramanian&Godawari	CB GRI No.4	100000	112506		22189	100000	134695		100000	134695	234695
17	Sirukasavayal Periyathal Veerappan Memo. End.	CB GRI No.4	100000	76861		18488	100000	95349		100000	95349	195349
18	Dr.M.A.Sudhir Endowment	CB GRI No.4	50000	56255		11095	50000	67350		50000	67350	117350
19	English Faculty Alumini	CB GRI No.4	120500	116810		24790	120500	141600	4778	120500	136822	257322
20	Other Endowmnet Funds	CB GRI No.4	1748600	1448264		334106	1748600	1782370		1748600	1782370	3530970
21	Gold Medal Funds	CB GRI No.4	300800	228987		55382	300800	284369	12127	300800	272242	573042
22	Dr.Ferderik Nickolson Endowment	CB GRI No.4	25000	17099		4402	25000	21501		25000	21501	46501
23	Dr.G.T.Nirmala Mohan Endowment	CB GRI No.4	100000	55018		16220	100000	71238		100000	71238	171238
24	Dr.Viswanathan/Chancellor/VIT Endowmt	CB GRI No.4	20000	13680		3522	20000	17202		20000	17202	37202
25	Dr.S.Ramamurthy(Phy)End.	CB GRI No.4	20000	10584		3201	20000	13785		20000	13785	33785
26	V.Krishnamurthy (Co-op)End.	CB GRI No.4	50000	26458		8001	50000	34459		50000	34459	84459
27	Writer Subrabharathi manian Endowment	CB GRI No.4	100000	24906		13094	100000	38000	8262	100000	29738	129738
28	Dr.G.Pankajam Former VC Endowment	CB GRI No.4	100000	35705		14215	100000	49920		100000	49920	149920
29	Bharathiar Endowment	CB GRI No.4	200000	96071		30991	200000	127062	33730	200000	93332	293332
30	Bharathiar-Sirpi endow.	CB GRI No.4	5000	6599		1211	5000	7810		5000	7810	12810
31	V.Ramachandran Endowment	CB GRI No.4	105530	122420		23799	105530	146219		105530	146219	251749
32	Dr.G.Ramachandran Endowment	CB GRI No.4	94500	752897		88096	94500	840994		94500	840994	935494
33	Dr.K.Raja Prof. of Tamil Muttram Endowment	CB GRI No.4	100000	24449		13047	100000	37496		100000	37496	137496
34	Dr.S.Radhakrishnan Memorial Medal	CB GRI No.4	25000	4511		3095	25000	7607		25000	7607	32607
35	Dr. N. Kamalamma Endowment-Gold-B.Sc. Home Sci-Gold	CB GRI No.4	50000	2923		5558	50000	8481		50000	8481	58481
36	Dr. N. Kamalamma Memorial Lecture Endowment	CB GRI No.4	100000	5845		11115	100000	16960	3000	100000	13960	113960
37	Chinnalapatti Rajaudhayam Endowment Dr.G.Rajkumar, awarding of Medal to Ph.D scholars		75000	477		7931	75000	8408		75000	8408	83408
	Net Total		4362907	3983081	0	871989	4362907	4855070	90389	4362907	4764681	9127588



Balance sheet for Endowment Fund Account as on 31.03.2024

Liabilities	2023-24	2022-23	Assets	2023-24	2022-23
Endowment Fund A/c					
Opening Balance	8345988	7950747	Investment	8460267	7848400
Addition for the fund	781600	75000	Bank Account		
Interest earned	0	391953	A/c.No.4	52382	98288
Time barred Cheque	0	0	Loans and Advances	12625	0
Transferred to Corpus Fund	0	0	Interest Receivable	602173	399216
Less: Expenses	0	71712	TDS Receivable	141	84
Total	9127588	8345988	Total	9127588	8345988



SCHEDULE 3 - CURRENT LIABILITIES & PROVISIONS

Fund wise Breakup								
	Particulars	GDA	UGC Maintenance Grant / RBI-TSA	Students Deposit A/c NO.7	Projects	Schemes	2023-24	2022-23
A.	CURRENT LIABILITIES							
1	Deposits from Staff						0	0
2	Deposits from Students			24436841			24436841	0
3	Sundry Creditors						0	0
	i. CPWD						0	0
	ii. Others:	489091					489091	489091
4	Deposit -Others						0	0
	i. Earnest Money Deposit		3247811				3247811	2261202
	ii. Security Deposit	393226	478923				872149	1629611
	iii. Deposit From Canara Bank for GRI Building Rent		31779				31779	37629
5	Statutory Liabilities (GPF, TDS, WC TAX, CPF, GIS, NPS)						0	0
	i. Overdue						0	0
	ii. Others		14145027				14145027	14415251
6	Other Current Liabilities						0	0
	i. Salary-Outstanding Establishment Expenses		63819765				63819765	34027417
	ii. Projects Grant Accounts /NLM Training-balance Cr(Sch.3a)				54245732	5398373	59644105	60574651
	iii. Sponsored Fellowships & scholarships -Cr Balances (Sch.3b)				11605468		11605468	13246551
	iv. Unutilized Grants (Sch.10)	30370262	42930130				73300392	137098572
	v. Grants in Advance (Sch.10)						0	0
	vi. Other funds-Outstanding Exps-Fellowship				1598634		1598634	1049704
	vii. Other Liabilities: Sundry Creditors						0	1119915
	viii. Outstanding Expenses				14591723		14591723	14863476
	ix. Inter Account Transfer-Payable				7756000	6872505	14628505	32381172
	x. Other Current Liabilities	4168812	9765689		6219		13940720	8659522
	xi. Receipts against Sponsored Projects / NLM training - payable						0	654298
	xii. Interest on FD & SB payable to Institute Fund A/c			5558094			5558094	0
	xiii. Other fees payable to others (A/c no.7,10820,14281)		2209				2209	0
	xiv. Undisbursed Salary (DDU-KK,CWS,CSSE&IP)					5388699	5388699	4046042
	xv. Interest payable to UGC, New Delhi		405285				405285	1115145
	Total (A)	35421391	134826618	29994935	89803776	17659577	307706297	327669249
B.	PROVISIONS							
1	Provision for Taxation						0	0
2	Gratuity						0	500000
3	superannuation Pension(commutation)						0	0
4	Provision for Pension on Actuarial Value		4214428707				4214428707	4001827801
5	Provision for Gratuity on Actuarial Value		230018331				230018331	198055054
6	Provision for Leave Encashement on Actuarial Value		454554043				454554043	450942655
7	Others (Specify) - Exam Remuneration Payable						0	707301
8	LTC expenses Payable						0	0
	Total (B)	0	489901081	0	0	0	489901081	4652032811
	Total (A+B)	35421391	5033827699	29994935	89803776	17659577	5206707378	4979702060

Note: Unutilized Grants 6(d) will Include Grants Received in Advance for Next Year.



SCHEDULE 3 (a) SPONSORED PROJECT

Sr.No.	Name of the Projects	A/c No.	Opening Balance		Receipts during the year			Total	Expenditure	Refund / JV	Closing Balance	
			Credit	Debit	Grant	Interest	Others				Credit	Debit
1	UGC - Refresher Course	2700	-	459900	0	12114		12114			-	447786
2	UGC P.G.Dip. In Spatial Technology	11648	2530	-		75		75			2605	-
3	UGC MRP - Estimating the Chaotic	11874	11393	-		334		334			11727	-
4	UGC MRP - Dev. of Green Inhibitors	12041	-	6121		1281		1281			-	4840
5	UGC SAP (Chemistry)	12105	687231	-		13860		13860	2360	562003	136728	-
6	UGC SAP (Pol.Sci)	12121	-	141637		185		185			-	141452
7	UGC MRP "Development of Adap..."	12286	4490	-		132		132			4622	-
8	UGC MRP "Development of eco..."	12288	1500	-		18		18	7	0	1511	-
9	UGC MRP "Social Structure..."	12493	-	7515		36		36			-	7479
10	UGC-Innovative Prog.B.Sc(TF&D)	12767	7020	-		206		206			7226	-
11	UGC-MRP "Prevalence of Obesity	12840	-	247436		182		182			-	247254
12	UGC-MRP-As Assessment of Village	12883	43814	-		1285		1285			45099	-
13	UGC- "BSR Research Start -up-Grant"	12908	-	49667		522		522			-	49145
14	UGC-Inno.M.Sc.Applied Geology	12924	-	187645		530	-	530			-	187115
15	UGC Innovative-M.Tech.Renewable	12929	-	664940		1414	-	1414			-	663526
16	UGC MRP "Fractal analysis of brain..."	12936	-	3864		1529	-	1529			-	2335
17	UGC MRP "Trust based authentication..."	12939	5074	-		149	-	149			5223	-
18	UGC MRP "Malady-Remedy analysis..."	12956	165177	-		4843	-	4843			170020	-
19	UGC-SAP-DSA-I Dept. Mathematics	14196	8355	-		3074		3074	0	8355	3074	-
20	UGC PMMMNMTT - SoE Dr.P.S.Sreedevi	14241	34426142	-		1007280	10426	1017706	0		35443848	-
21	UGC SAP DRS-II Dept of Polit. Sci & Dev Administration	14270	262262	-		6218		6218	2360	262262	3858	-
22	UGC-SAP-DRS-I Dept. of computer science	14277	168379	-		2656		2656	1181	168379	1475	-
23	UGC-SAP-DRS-I Dept. of tamil	14278	523974	0	0	14877		14877	3550	523974	11327	0
24	UGC MID CAREER AWARD Chemistry	14280	32692	-		950		950	1180	31581	881	-
25	UGC-BRS-Maths-Mid carrer Award	14536	30978	-		912		912	0		31890	-
26	UGC Maths - Mid Career Award - Dr. P. Balasubramaniam	14624	1246	-	0	1217	-	1217	0	1246	1217	-
27	UGC Mid - Career Award Grant - Dr. S. Abraham John	14638	505	-	0	682	-	682	0	1187	0	-
28	UGC BSR Mid career Award-Dr.M.G. Sethuraman	110032429650	22866	-		1394		1394	23		24237	-
29	UGC Regional Centre of CBPR	110046914620	292613	-	0	8581		8581	0		301194	-
30	UGC MMTTC Dr.P.S.Sreedevi (CNA A/c)	110155357711	0	-	1435700	0		1435700	35000	1400700	0	-
	Total for UGC Projects		36698241	1768725	1435700	1086536	10426	2532662	45681	2959687	36207762	1750932
31	NCERT Project "Dev.....Package" Dr. P.S. Sreedevi	14483	9094	-		266		266	0		9360	-
32	NCERT Project "Functional TN..20-12" Dr. P. Ponnusamy	14726	0	82243		51	-	51	0		0	82192
	Total for NCERT		9094	82243	0	317	-	317	0	0	9360	82192
33	CSIR Project " Rational design..."	12986	453	0	64602	158	-	64760	63422		1791	0
34	CSIR - Dr.S.Meenakshi	13350	0	948363	837888	3817	-	841705	51571	75	0	158304
	Total for CSIR		453	948363	902490	3975	-	906465	114993	75	1791	158304



Sr.No	Name of the Projects	A/c No.	Opening Balance		Receipts during the year			Total	Expendi-ture	Refund / JV	Closing Balance	
			Credit	Debit	Grant	Interest	Others				Credit	Debit
35	DAE-NBHM Stability	2628	407746	0	200000	2338	-	202338	601180	701	8203	0
36	DAE-BRNS on "Development..."	12762	147018	0		4310	-	4310			151328	0
37	DAE-NBHM "A Theoretical study on ..."	13128	0	56674		638		638			0	56036
38	DAE-NBHM "Mathematical modeling ..."	13129	7717	0		196		196			7913	0
39	DAE-BRNS - Dr.G.Muralidharan	13228	2224402	0		65242		65242		2289644	0	0
40	DAE-NBHM	14336	550	0		102		102	648	0	4	0
	Total for DAE		2787433	56674	200000	72826	-	272826	601828	2290345	167448	56036
41	DST - FIST Programme	11055	2095044	0		61450		61450			2156494	0
42	DST on " LINGA SLIDE.."	12696	16026	0		470		470			16496	0
43	DST-SERB"Synthesis on 1,3..."	12995	405826	0	550000	19729		569729	446258	358175	171122	0
44	DST-SERB	13086	0	9867		162		162			0	9705
45	DST"Mathematial Modeling..	13139	20676	0		605		605			21281	0
46	DST"Sensitization on Environment	13224	9455	0		307		307			9762	0
47	DST RIMG- POOM DWAR	14365	8471	0		138		138	1180	7401	28	0
48	DST SERB Power Grant	110056432628	314540	0	380550	9886		390436	426141	11845	266990	0
49	DST SERB CRG Grant	110107968814	820376	0	0	12024		12024	720344		112056	0
50	DST - "Solar Dryer" Union Bank Of India (CNA-Zero Balance Saving A/c)	455502010027820	0	0	1652624	0	-	1652624	930791	721833	0	0
	Total for DST Projects		3690414	9867	2583174	104771	0	2687945	2524714	1099254	2754229	9705
51	ICSSR - Inclusive Governance Dr.Venk	12825	0	23513		307		307			0	23206
52	ICSSR-MGNREGS Dr.Rathakrishnan	12844	426019	0	0	12919	-	12919	0		438938	0
53	ICSSR project"lnclusion of excluded..."	12943	34697	0		1016	-	1016	0		35713	0
54	ICSSR project"Export potential in ..."	12944	171	0		4	-	4	94		81	0
55	ICSSR project"Employment conditions..."	13098	0	131269		792	-	792	0		0	130477
56	ICSSR Project "Socio. TM" . Dr.R. Bagdha Vathcala Perumal	14664	0	57178		63	-	63	0		0	57115
57	ICSSR Research project Dr.B. Tamilmani	110047584255	56309	0	270000	2449		272449	245184		83574	0
58	ICSSR MRP Dr.A.Thahira Banu	110129888213	0	0	200000	770		200770	283617		0	82847
	Total for ICSSR		517196	211960	470000	18320	0	488320	528895	0	558306	293645
59	NIOS -10928	10928	62614	0	0	2786	98275	101061	6000		157675	0
60	NIOS -Project A/c 13218	13218	14725	0	0	351	-	351	0		15076	0
	Total for NIOS		77339	0	0	3137	98275	101412	6000	0	172751	0
61	NSS Special	2562	362302	0	365152	11307		376459	455000		283761	0
62	NSS Regular	2563	1258566	0	339987	36984	98	377069	310796		1324839	0
63	NSS CNA A/c	41505949846	0	0	127228	1386	-	127228	127228		0	0
	Total for NSS		1620868	0	832367	48291	98	880756	893024	0	1608600	0
	TN Funding Agencies											
64	GOI-ISRO Project"Synthesis and Characterization..."	13081	134377	0	0	3939		3939			138316	0
65	TN-Anna Inst. Of Mgt.-Flood Thiru	13083	57512	0	0	1686	-	1686			59198	0
66	TN-SPC project	13146	218417	0	0	6403	-	6403			224820	0
67	DBT"Development of Cost..."	13178	0	352563	0	1386	-	1386			0	351177
68	DBT- GOHSRO-pro Deacadal scale - Geology	14220	15527	0	0	455		455	0		15982	0
69	DBT- DRDO Proj (Chemistry)	14221	2920	0	0	151		151	0	0	3071	0
70	Situation analysis on child marriage	14546	3149	0	0	134		134	0		3283	0
	Total for TN Funding Agencies		431902	352563	0	14154	-	14154	0	0	444670	351177



Sr.No	Name of the Projects	A/c No.	Opening Balance		Receipts during the year			Total	Expendi-ture	Refund / JV	Closing Balance	
			Credit	Debit	Grant	Interest	Others				Credit	Debit
71	FCRA	1573	2990711	0		74879	31161	106040			3096751	0
	Project Others											
72	MHRD -IDARA	92	0	6926076		181		181			0	6925895
73	TNSWB-CRECHE	1362	0	2486753	869322	8402	384250	1261974	2995285		0	4220064
74	Construction of Museum	2585	46308	0		1194		1194			47502	0
75	TNSCST Student Project	2739	1039655	0		27765		27765	1596		1065824	0
76	Training A/c	2773	752353	0	874875	30571	786809	1692255	1447868		996740	0
77	Seminar	11090	118296	0		8013		8013			126309	0
78	Part-time Certificate Course	11373	214007	0		6273		6273			220280	0
79	Short Term Skill Training Programme	13054	296739	0		9510	103200	112710	77000		332449	0
80	Project fund A/c	13227	302900	0		8880		8880			311780	0
81	IDARA-Trekking Programme	11881	19722	0		1572		1572	643	20651	0	0
82	ICMR - DHR Project	13182	0	0		0		0			0	0
83	UBA Programme Co-operation	14381	353549	0	585078	7666	-	592744	736953	214559	0	5219
84	ICHR-"Namkavall... Concordance"	14768	1881	0		55		55			1936	0
85	GRI Impact ..Tamil Nadu	110021064058	0	5936	137500	1366		138866	144923		0	11993
86	MGNCRE Project Dr.K.Ravichandran	110065153286	103497	0	334575	2069		336644	242554		197587	0
87	NCDC Startup Project Dr.A.Thahira Banu	110094105584	1970643	0	1140000	29950		1169950	2949225		191368	0
88	ISRO New Chandrayan-2 Dr.S.Arivazhagan	110108759865	728958	0	0	14924		14924	690809		53073	0
89	DSIR IRD Dr.S.Vijayanchali (CNA A/c)	110068915050	0	0	1173600	0	-	1173600	400413	773187	0	0
90	NMPB Project Dr.R.Ramasubbu (CNA A/c)	42222752162	0	0	700000	0	-	700000	293945	406055	0	0
	Total for Project Others		5948508	9418765	5814950	158391	1274259	7247600	9981214	1414452	3544848	11163171
91	MNRE-PCRA-Rural Energy Centre	11627	0	1707426	2905453	23345	176373	3105171	1996075		0	598330
92	GIAN	14269	1454	0	0	43	-	43	0	0	1497	0
93	MODROBS-AICTE Project	14366	0	0	0	0	-	0	0	0	0	0
94	MNRE Lab Ugradation fund	14374	11588	0	0	340	-	340	0	0	11928	0
	Total for MNRE		13042	1707426	2905453	23728	176373	3105554	1996075	0	13425	598330
	KVK -ICAR											
95	KVK Main Account	2117	0	1675798	21001532	45769	0	21047301	20266250	0	0	894747
96	KVK Revolving Fund (Farm)a/c	2602	2432471	0	840000	69202	623350	1532552	1351106		2613917	0
97	KVK Revolving Fund(Building)	2652	2843227	0		51967	1034693	1086660	940064		2989823	0
	Total for KVK		5275698	1675798	21841532	166938	1658043	23666513	22557420	0	5603740	894747
98	PFMS Account	14055	43607	0	0	18444	-	18444	0	0	62051	0
	Grant Total		60104508	16232384	36985666	1794707	3248635	42029008	39249824	7763813	54245732	15358239



UGC Projects Account Balance Sheet as on 31.03.2024

Liabilities	2023-24	2022-23	Assets	2023-24	2022-23
Grant account	34456830	34929516	Fixed Assets	13473565	16192720
Capital Fund	13473565	16192720	Loans and Advances	0	
Outstanding expenses	1210956	1260335	Bank Account	1420546	37354548
EMD Payable			Investments	35400000	
Inter Unit account payable	1164697	1164697	Interest Receivable	10426	
			TDS Receivable		
			Other Receivable	1511	
Total	50306048	53547268	Total	50306048	53547268

NCERT Projects Account Balance Sheet as on 31.03.2024

Liabilities	2023-24	2022-23	Assets	2023-24	2022-23
Grant account (Debit Balance)	72832	73149	Fixed Assets	8198	9598
Capital Fund	8198	9598	Loans and Advances	0	
Outstanding exps	84000	84000	Bank Account	11168	10851
			Other Receivable		
Total	19366	20449	Total	19366	20449

CSIR Projects Account Balance Sheet as on 31.03.2024

Liabilities	2023-24	2022-23	Assets	2023-24	2022-23
Grant account (Debit balance)	156513	947910	Fixed Assets	512316	642809
Capital Fund	512316	642809	Loans and Advances	0	
Outstanding exps	197733	1009812	Bank Account	41220	61902
			Other Receivable		
Total	553536	704711	Total	553536	704711

DAE Projects Account Balance Sheet as on 31.03.2024

Liabilities	2023-24	2022-23	Assets	2023-24	2022-23
Grant account	111412	2730759	Fixed Assets	797013	378115
Capital Fund	797013	378115	Loans and Advances	0	
Outstanding expenses	2569083	78439	Inter Account Receivable	1000	1000
Inter account payable	0	1000	Bank Account	2479495	2415406
			Other Receivable	200000	393792
Total	3477508	3188313	Total	3477508	3188313

DST - FIST Programmes Balance Sheet as on 31.03.2024

Liabilities	2023-24	2022-23	Assets	2023-24	2022-23
Grant account	2744524	3680547	Fixed Assets	15392126	17944521
Capital Fund	15392126	17944521	Loans and Advances		
EMD Payable			Bank Account	2770107	2920288
Outstanding expenses	50583	88677	Other Receivable	0	823936
Inter account payable			Deposit	25000	25000
Total	18187233	21713745	Total	18187233	21713745



ICSSR Projects Account Balance Sheet as on 31.03.2024

Liabilities	2023-24	2022-23	Assets	2023-24	2022-23
Grant account	264661	305236	Fixed Assets	55143	71987
Capital Fund	55143	71987	Loans and Advances	0	1
Outstanding Expenses	372540	285314	Bank Account	611859	565207
			Other receivable	25342	25342
Total	692344	662537	Total	692344	662537

NIOS Account Balance Sheet as on 31.03.2024

Liabilities	2023-24	2022-23	Assets	2023-24	2022-23
Grant account	172751	77339	Loans & Advances	5000	5000
Outstanding Expenses	2249	2249	Bank Account	170000	74588
Time Barred Cheque					
Total	175000	79588	Total	175000	79588

NSS Account Balance Sheet as on 31.03.2024

Liabilities	2023-24	2022-23	Assets	2023-24	2022-23
Grant account	1608600	1620868	Fixed Assets	22075	5950
Capital Fund	22075	5950	Loans & Advances		
Outstanding Expenses	160000		Bank Account	1768600	1620868
Total	1790675	1626818	Total	1790675	1626818

TN Funding Agencies Balance Sheet as on 31.03.2024

Liabilities	2023-24	2022-23	Assets	2023-24	2022-23
Grant account	93493	79339	Fixed Assets	4144709	4802681
Capital Fund A/c	4144709	4802681	Bank Account	494538	480384
Outstanding Expenses	401045	401045	TDS Receivable		
			Loans & Advances		
Total	4639247	5283065	Total	4639247	5283065

FCRA Account No.1573 Balance Sheet as on 31.03.2024

Liabilities	2023-24	2022-23	Assets	2023-24	2022-23
Grant account	3096751	2990711	Fixed Assets	987709	1172904
Capital Fund A/c	987709	1172904	Investments	412221	412221
			Interest Receivable	54730	26769
			Bank Account	2629800	2551721
Total	4084460	4163615	Total	4084460	4163615



Project Others Account Balance Sheet as on 31.03.2024

Liabilities	2023-24	2022-23	Assets	2023-24	2022-23
Grant account (Debit balance)	7618323	3470257	Deposit-TNEB	5550	5550
Capital Fund A/c	3584556	1208242	Fixed Assets	3584556	1208242
Inter Unit Account Payable	3543518	3143518	Bank Account	3901842	6665605
Outstanding Exps	8503651	7462239	Loans & Advances	30000	1582
Time Barred Cheque	6219	6219	Investments	369444	318044
			Interest Receivable	1444	34431
			Inter Unit A/c Receivable	96785	96785
			Other Receivable	30000	19722
Total	8019621	8349961	Total	8019621	8349961

MNRE-PCRA-Rural Energy Balance Sheet as on 31.03.2024

Liabilities	2023-24	2022-23	Assets	2023-24	2022-23
Grant account (Debit balance)	584905	1694384	Fixed Assets	3962122	4409947
Capital Fund A/c	3962122	4409947	Bank Account	225138	309659
Outstanding Expenses	971305	2161055	TDS Receivable	160012	157012
			Other Receivable	1250	
Total	4348522	4876618	Total	4348522	4876618

KVK-ICAR Account Balance Sheet as on 31.03.2024

Liabilities	2023-24	2022-23	Assets	2023-24	2022-23
Grant account	4708993	3599900	Fixed Assets	11589951	12142556
Capital Fund A/c	11589951	12142556	Bank Account	3711221	4162728
Inter Unit Account Payable	2550000	1200000	Deposit -Phone	8800	8800
Outstanding Expenses	0	809000	Loans & Advances	8995	8995
			Sundry Debtors	209042	209042
			Deposit - TNEB	12335	12335
			Deposit - Gas	2800	2800
			Deposit - Gandhigram Trust	4200	4200
			Inter Unit A/c Receivable	2550000	1200000
			Other Receivable	751600	
Total	18848944	17751456	Total	18848944	17751456



PFMS ACCOUNT-14055 Balance Sheet as on 31.03.2024

Liabilities	2023-24	2022-23	Assets	2023-24	2022-23
Grant account	62051	43607	Fixed Assets	0	0
Outstanding Expenses	68578	430370	Bank Account	130629	473977
Total	130629	473977	Total	130629	473977

Abstract for Project Accounts Balance Sheet as on 31.03.2024

Liabilities	2023-24	2022-23	Assets	2023-24	2022-23
Grant account	38887493	43872122	Fixed Assets	54529483	58982030
Capital Fund	54529483	58982030	Investments	36181665	730265
Inter Unit Account-Payable	7258215	5509215	Bank Account	20366163	59667732
Outstanding Expenses	14591723	14072535	Interest Receivable	66600	61200
Security Deposit	0	0	Loans and Advances	43995	15578
EMD Payable	0	0	Inter Unit Account	2647785	1297785
Time Barred Cheque	6219	6219	TDS Receivable	160012	157012
			Deposit -Phone	8800	8800
			Deposit -TNEB	17885	17885
			Deposit - Gas	2800	2800
			Deposit - Gandhigram Trust	4200	4200
			Deposit - Others	25000	25000
			Sundry Debtors	209042	209042
			Other Receivable	1009703	1262792
Total	115273133	122442121	Total	115273133	122442121



SCHEMES

S.No.	Name of the Schemes	A/c No.	Opening Balance		Receipts during the year			Total	Expenditure	Refund / JV	Closing Balance	
			Credit	Debit	Grant	Interest	Others				Credit	Debit
1	DDU-KK Account - Grant	14281	0	5621720	0	0	0	0			0	5621720
2	DDU-KK Account - IR	14281	0	0	0	208260	17267601	17475861	12456562		5019299	0
3	Centre for women Studies	12240	0	2763294	0	34844	0	34844	1590560	0	0	4319010
4	CSSE&IP	11876	0	11733089	9999491	18201	0	10017692	2599581		0	4314978
5	Net Coaching Scheme	14282	375750	0	0	16017	0	16017	52759		339008	0
6	HEPSN	14283	94395	0	0	1364	0	1364	55693		40066	0
Total for Project Others			470145	20118103	9999491	278686	17267601	27545778	16755155	0	5398373	14255708

DDU-KK account - 14281 Balance Sheet as on 31.03.2024


Liabilities	2023-24	2022-23	Assets	2023-24	2022-23
Capital Fund	23299115	17994032	Fixed Assets	18452505	18166721
Capital Grant (Debit Bal.)	5621720	5621720	Less: Provision for Depn.	6174338	12278167
			Investments	2500000	0
Inter Account Payable:			Inter Account Receivable:		
IAT to A/c No.12849	0	5981461	IAT from A/c No.13300	0	3409600
IAT to A/c No.13300	0	500000	IAT from A/c No.10820	1264363	0
IAT to A/c No.10820	0	4866493	IAT from A/c No.10632	0	0
IAT to A/c No.10632	0	1086535	IAT from A/c No.10000	0	1264363
Undisbursed Salary	88771	844558	Loans and Advances	0	3425
Outstanding Expenses	191615	130232	Bank Account	1911727	9550246
			FDR Interest Receivable	548	0
			Prepaid Expenses	2976	3040
Total	17957781	25781591	Total	17957781	25781591

Centre for Women Studies Account - 12240 Balance Sheet as on 31.03.2024

Liabilities	2023-24	2022-23	Assets	2023-24	2022-23
Capital Fund	233855	233855	Fixed Assets	928515	928515
Capital Grant (Debit Bal.)	4319010	2763294	Less: Provision for Depn.	901824	26691
Inter Account Payable:			Inter Account Receivable:		
IAT to A/c No.10632	2287857	2287857	IAT to A/c No.10000	0	4430
IAT to A/c No.13300	0	336000	Bank Account	919515	1288315
Outstanding Expenses	1350	1350			
Undisbursed Salary	2742154	1240244			
Total	946206	1336012	Total	946206	1336012

CSSE&IP account - 11876 Balance Sheet as on 31.03.2024

Liabilities	2023-24	2022-23	Assets	2023-24	2022-23
Capital Fund	85903	85903	Fixed Assets	464001	464001
Capital Grant (Debit Bal.)	4314978	11733089	Less: Provision for Depn.	463998	3
			Investments	2000000	0
Inter Account Payable:			Inter Account Receivable:		
IAT to A/c No.13300	0	1750000	IAT to A/c No.10000		1262
IAT to A/c No.10000	0	4076129	Bank Account	691107	391359
IAT to A/c No.10632	4556034	4388034	FDR Interest Receivable	658	
Undisbursed Salary	2364809	1829658			
Total	2691768	396635	Total	2691768	396635



Net Coaching Schemes account - 14282 Balance Sheet as on 31.03.2024


Liabilities		2023-24	2022-23	Assets		2023-24	2022-23
Capital Fund		1507340	1507340	Fixed Assets		1589754	1589754
Capital Grant (Credit Bal.)		339008	375750	Less: Provision for Depn.		270899	1318855
Inter Account Payable:							
IAT to A/c No.12849	0	0	74816	Loans and Advances		30000	30000
				Bank Account		497493	571008
Total		1846348	1957906	Total		1846348	1957906

HEPSN account - 14283 Balance Sheet as on 31.03.2024

Liabilities		2023-24	2022-23	Assets		2023-24	2022-23
Capital Fund		423308	423308	Fixed Assets		909140	909140
Capital Grant (Credit Bal.)		40066	94395	Less: Provision for Depn.		479344	429796
Inter unit Account payable		28614	28614	Inter account receivable		28614	28614
				Bank Account		33578	48864
Total		491988	546317	Total		491988	546317

Abstract for Schemes Accounts Balance Sheet as on 31.03.2024

Liabilities		2023-24	2022-23	Assets		2023-24	2022-23
Capital Fund		25549521	20244438	Fixed Assets		22343915	22058131
Capital Grant (Debit Bal.)		13876634	19647958	Less: Provision for Depn.		8290403	14053512
				Investments		4500000	
Inter Account Payable:				Inter Account Receivable:			
IAT to A/c No.10000	0		4076129	IAT from A/c No.10000	0		5692
IAT to A/c No.13300	0		2586000	IAT from A/c No.13300	0		3409600
IAT to A/c No.10820	0		4866493	IAT from A/c No.10820	1264363		0
IAT to A/c No.10632	6843891		7762426	IAT from A/c No.10632	0		0
IAT Payable	28614		28614	IAT Receivable	28614	1292977	28614
IAT to A/c No.12849	0	6872505	6056277				
				Loans and Advances		30000	33425
Undisbursed Salary		5195734	3914460	Bank Account		4053420	11849792
Outstanding Expenses		192965	131582	FDR Interest Receivable		1206	0
				Prepaid Expenses		2976	3040
Total		23934091	30018461	Total		23934091	30018461



S.No.	Name of the Sponsor	Bank A/c No.	Opening Balance		Receipts during the year			Total	Expenditure	Refund/JV	Closing Balance	
			Credit	Debit	Grant	Interest	Others				Credit	Debit
	Fellowship Accounts											
1	Coopertive Research Fellowship	61/19853	525937	0		7870	56131	64001	296		589642	0
2	Non-JRF	2646	3626047	0		14854	74390	89244	1074761		2640530	0
3	ICSSR-Fellowship	2661	1103538	0	1219700	33034	0	1252734	929470		1426802	0
4	CSIR-Fellowship	11494	425011	0		12460		12460			437471	0
5	UGC-RFSMS Fellowship	12031	1244339	0		36480		36480			1280819	0
6	DST INSPIRE Fellowship	12560	2812464	0	0	67061		67061	533200	682081	1664244	0
7	MNRE Fellowship	12592	215314	0		6313	0	6313	0		221627	0
8	CICT Fellowship	12629	112670	0		3303		3303			115973	0
9	ICMR -JRF Fellowship	13399	10603	0		311		311			10914	0
10	UGC-JRF/SRF	2549	0	425006		12143		12143			0	412863
11	APJ Abdul Kalam Scholarship	15135	2475	0		72		72	0		2547	0
12	DST INSPIRE Fellowship - Bank of Maharashtra (CNA-Zero Balance Savings A/c)	60435209343	0	0	5748146			5748146	5065446	682700	0	0
	Total for Fellowship		10078398	425006	6967846	193901	130521	7292268	7603173	1364781	8390569	412863
	Scholarship Accounts											
13	RajivGandhi National Fellowship	11660	512796	0		15033		15033			527829	0
14	SC/ST/SCC scholarship	2577	824644	0	4454646	26997	0	4481643	4503600		802687	0
15	BC/MBC/DNC Scholarship	2584	17180	0		502		502			17682	0
16	Tution Fee Concession	13572	203502	0		5938		5938			209440	0
17	Scholarship Account	14533	1610031	0		47230	0	47230			1657261	0
	Total for Scholarship		3168153	0	4454646	95700	0	4550346	4503600	0	3214899	0
	GRAND TOTAL		13246551	425006	11422492	289601	130521	11842614	12106773	1364781	11605468	412863



Balance sheet as on 31.03.2024

Scholarship accounts


Liabilities	2023-24	2022-23	Assets	2023-24	2022-23
Grant	3214899	3168153	Bank Accounts	3214899	3168153
Inter account payable	1000	1000	Inter Account Receivable	1000	1000
			TDS Receivable		
Total	3215899	3169153	Total	3215899	3169153

Fellowship accounts

Liabilities	2023-24	2022-23	Assets	2023-24	2022-23
Grant	7977706	9653392	Fixed Assets	329304	210600
Capital Fund	329304	210600	Bank Accounts	6788865	7657286
Inter account payable	496785	296785	Investments	3187827	3187827
Outstanding Expenses	873292	1049704	Interest Receivable	81085	144299
Grant Payable	725342		TDS Receivable	5908	3389
			Loans and Advances	9440	7080
Total	10402429	11210481	Total	10402429	11210481

Abstract	13618328	14379634	Abstract	13618328	14379634
-----------------	-----------------	-----------------	-----------------	-----------------	-----------------

Liabilities	2023-24	2022-23	Assets	2023-24	2022-23
Grant	11192605	12821545	Fixed Assets	329304	210600
Capital Fund	329304	210600	Bank Accounts	10003764	10825439
Inter account payable	497785	297785	Investments	3187827	3187827
Outstanding Expenses	873292	1049704	Interest Receivable	81085	144299
Grant Payable	725342		TDS Receivable	5908	3389
			Inter Account Receivable	1000	1000
			Loans and Advances	9440	7080
Total	13618328	14379634	Total	13618328	14379634



Schedule No.4 (FIXED ASSETS)

UGC Maintenance Grant A/c No.10000

Amount in Rupees


Particulars	GROSS BLOCK				DEPRECIATION				NET BLOCK	
	Opening Balance	Additions during the year	Deductions during the year	Closing Balance	Depreciation Op.Balance	Depreciation for the year	Deductions / Adjustment	Total Depreciation	31.03.2024	31.03.2023
Tangible Assets										
Land	1209384			1209384	0	0		0	1209384	1209384
Buildings	113089644			113089644	32901587	2261792		35163379	77926265	80188057
Roads & Bridges	3500000			3500000	1236000	70000		1306000	2194000	2264000
Tubewells & Water Supply	1991737			1991737	582747	39835		622582	1369155	1408990
Electrical Installation and Equipment	1568262			1568262	502097	59834		561931	1006331	1066165
Plant & Machinery	1477618			1477618	1329857	73881		1403738	73880	147761
Office Equipment	50802118		249134	50552984	50148877	173144	150919	50171102	381882	653241
Furniture, Fixures & Fittings	34732304		10600	34721704	32203683	425920	3,180	32626423	2095281	2528621
Library Books & Scientific Journals	9961169			9961169	9922680	8981		9931661	29508	38489
Computers & Peripherals	24198079		9990	24188089	24164159	33919	9990	24188088	1	33920
Lab Equipments	0			0	0	0		0	0	0
Vehicles	0			0	0	0		0	0	0
Audio Visual Equipment	92910			92910	20096	6969		27065	65845	72814
Total for Tangible Assets	242623225	0	269724	242353501	153011783	3154275	164089	156001969	86351532	89611442
Intangible Assets										
Computer Software	3454274			3454274	3390554	63719		3454273	1	63720
E-Journals	377875			377875	377874	0		377874	1	1
Total for Intangible Assets	3832149	0	0	3832149	3768428	63719	0	3832147	2	63721
Grand Total	246455374	0	269724	246185650	156780211	3217994	164089	159834116	86351534	89675163
Capital Work in Progress	0			0					0	0

Schedule No.4 (FIXED ASSETS)

GDF-10632

Amount in Rupees

Particulars	GROSS BLOCK				DEPRECIATION				NET BLOCK	
	Opening Balance	Additions during the year	Deductions during the year	Closing Balance	Depreciation Op.Balance	Depreciation for the year	Deductions / Adjustment	Total Depreciation	31.03.2024	31.03.2023
Tangible Assets										
Land	0	0		0	0			0	0	0
Buildings	40209483	47321	1020200	39236604	5713392	807974	122424	6398942	32837662	34496091
Roads & Bridges	0	0		0	0			0	0	0
Tubewells & Water Supply	0	0		0	0			0	0	0
Electrical Installation and Equipment	2897846	580835	79506	3399175	796592	169959	77519	889032	2510143	2101254
Plant & Machinery	0	0		0	0			0	0	0
Office Equipment	4744155	363150		5107305	3449186	199529		3648715	1458590	1294969
Furniture, Fixures & Fittings	9672146	613674		10285820	4747051	668442		5415493	4870327	4925095
Library Books & Scientific Journals	2882619	0		2882619	2882619			2882619	0	0
Computers & Peripherals	10799692	51150		10850842	9819539	166936		9986475	864367	980153
Lab Equipments	15461946	697278		16159224	10711651	1292737		12004388	4154836	4750295
Vehicles	0	0		0	0			0	0	0
Audio Visual Equipments	515466	0		515466	115980	38660		154640	360826	399486
Total for Tangible Assets	87183353	2353408	1099706	88437055	38236010	3344237	199943	41380304	47056751	48947343
Intangible Assets										
Computer Software	0			0	0			0	0	0
E-Journals	0			0	0			0	0	0
Total for Intangible Assets	0	0	0	0	0	0	0	0	0	0
Grand Total	87183353	2353408	1099706	88437055	38236010	3344237	199943	41380304	47056751	48947343
Capital Work in Progress	0			0					0	0



Schedule No.4 (FIXED ASSETS)

General Development Assistance - A/c No.12849

Amount in Rupees


Particulars	GROSS BLOCK				DEPRECIATION				NET BLOCK	
	Opening Balance	Additions during the year	Deductions during the year	Closing Balance	Depreciation Op.Balance	Depreciation for the year	Deductions / Adjustment	Total Depreciation	31.03.2024	31.03.2023
Tangible Assets										
Land	0			0	0	0		0	0	0
Buildings	276795711		8645523	268150188	55460446	5535914	1210373	59785987	208364201	221335265
Roads & Bridges	1655766			1655766	198690	33115		231805	1423961	1457076
Tubewells & Water Supply	40877624			40877624	4933971	817552		5751523	35126101	35943653
Electrical Installation and Equipment	1377706	1927119		3304825	279898	165241		445139	2859686	1097808
Plant & Machinery	223737			223737	201366	11187		212553	11184	22371
Office Equipment	72455956	767149	174990	73048115	60188128	3649428	117004	63720552	9327563	12267828
Furniture, Fixures & Fittings	1465408			1465408	1129700	131065		1260765	204643	335708
Library Books & Scientific Journals	26576887	751377		27328264	20880510	1398997		22279507	5048757	5696377
Computers & Peripherals	8760118	5208440		13968558	8165283	1316895		9482178	4486380	594835
Lab Equipments	26486395			26486395	10009086	2118912		12127998	14358397	16477309
Vehicles	302414			302414	302410	0		302410	4	4
Audio Visual Equipment	315749	1910430		2226179	68799	165841		234640	1991539	246950
Total for Tangible Assets	457293471	10564515	8820513	459037473	161818287	15344147	1327377	175835057	283202416	295475184
Intangible Assets										
Computer Software	2768457	0		2768457	2768456	0		2768456	1	1
E-Journals	2088757	0		2088757	2088756	0		2088756	1	1
Total for Intangible Assets	4857214	0	0	4857214	4857212	0	0	4857212	2	2
Grand Total	462150685	10564515	8820513	463894687	166675499	15344147	1327377	180692269	283202418	295475186
Capital Work in Progress	26240234	665062		26905296	0			0	26905296	26240234

Schedule No.4 (FIXED ASSETS)

CSSE&IP A/c No.11876

Amount in Rupees

Particulars	GROSS BLOCK				DEPRECIATION				NET BLOCK	
	Opening Balance	Additions during the year	Deductions during the year	Closing Balance	Depreciation Op.Balance	Depreciation for the year	Deductions / Adjustment	Total Depreciation	31.03.2024	31.03.2023
Tangible Assets										
Land	0	0		0	0	0		0	0	0
Buildings	0	0		0	0	0		0	0	0
Roads & Bridges	0	0		0	0	0		0	0	0
Tubewells & Water Supply	0	0		0	0	0		0	0	0
Electrical Installation and Equipment	0	0		0	0	0		0	0	0
Plant & Machinery	0	0		0	0	0		0	0	0
Office Equipment	160365	0		160365	156353	4011		160364	1	4012
Furniture, Fixures & Fittings	0	0		0	0	0		0	0	0
Library Books & Scientific Journals	116636	0		116636	116635	0		116635	1	1
Computers & Peripherals	187000	0		187000	186999	0		186999	1	1
Lab Equipments	0	0		0	0	0		0	0	0
Vehicles	0	0		0	0	0		0	0	0
Audio Visual Equipment	0	0		0	0	0		0	0	0
Total for Tangible Assets	464001	0	0	464001	459987	4011	0	463998	3	4014
Intangible Assets										
Computer Software	0	0		0	0	0		0	0	0
E-Journals	0	0		0	0	0		0	0	0
Total for Intangible Assets	0	0	0	0	0	0	0	0	0	0
Grand Total	464001	0	0	464001	459987	4011	0	463998	3	4014
Capital Work in Progress										



Schedule No.4 (FIXED ASSETS)

Centre for Women's Studies A/c No. 12240

Amount in Rupees

Particulars	GROSS BLOCK				DEPRECIATION				NET BLOCK	
	Opening Balance	Additions during the year	Deductions during the year	Closing Balance	Depreciation Op.Balance	Depreciation for the year	Deductions / Adjustment	Total Depreciation	31.03.2024	31.03.2023
Tangible Assets										
Land	0	0		0	0	0		0	0	0
Buildings	0	0		0	0	0		0	0	0
Roads & Bridges	0	0		0	0	0		0	0	0
Tubewells & Water Supply	0	0		0	0	0		0	0	0
Electrical Installation and Equipment	0	0		0	0	0		0	0	0
Plant & Machinery	0	0		0	0	0		0	0	0
Office Equipment	121297	0		121297	100479	9097		109576	11721	20818
Furniture, Fixures & Fittings	68092	0		68092	52755	5107		57862	10230	15337
Library Books & Scientific Journals	504497	0		504497	497385	2372		499757	4740	7112
Computers & Peripherals	234629	0		234629	234629	0		234629	0	0
Lab Equipments	0	0		0	0	0		0	0	0
Vehicles	0	0		0	0	0		0	0	0
Audio Visual Equipment	0	0		0	0	0		0	0	0
Total for Tangible Assets	928515	0	0	928515	885248	16576	0	901824	26691	43267
Intangible Assets										
Computer Software	0	0		0	0	0		0	0	0
E-Journals	0	0		0	0	0		0	0	0
Total for Intangible Assets	0	0	0	0	0	0	0	0	0	0
Grand Total	928515	0	0	928515	885248	16576	0	901824	26691	43267
Capital Work in Progress										

Schedule No.4 (FIXED ASSETS)

DDU-KK - B.Voc. Courses A/c No. 14281

Amount in Rupees

Particulars	GROSS BLOCK				DEPRECIATION				NET BLOCK	
	Opening Balance	Additions during the year	Deductions during the year	Closing Balance	Depreciation Op.Balance	Depreciation for the year	Deductions / Adjustment	Total Depreciation	31.03.2024	31.03.2023
Tangible Assets										
Land	0			0	0	0		0	0	0
Buildings	10813683	0		10813683	1513918	216274		1730192	9083491	9299765
Roads & Bridges	0	0		0	0	0		0	0	0
Tubewells & Water Supply	0	0		0	0	0		0	0	0
Electrical Installation and Equipment	0	24800		24800	0	1240		1240	23560	0
Plant & Machinery	36110	0		36110	4030	1806		5836	30274	32080
Office Equipment	5337247	37000		5374247	2706365	403069		3109434	2264813	2630882
Furniture, Fixures & Fittings	1202197	31500		1233697	484344	92529		578873	656824	717853
Library Books & Scientific Journals	28163			28163	22528	2816		25344	2819	5635
Computers & Peripherals	125350	192484		317834	121080	42766		163846	153988	4270
Lab Equipments	0			0	0	0		0	0	0
Vehicles	623971			623971	499176	62397		561573	62398	124795
Audio Visual Equipment	0			0	0	0		0	0	0
Total for Tangible Assets	18166721	285784	0	18452505	5351441	822897	0	6174338	12278167	12815280
Intangible Assets										
Computer Software	0	0		0	0	0		0	0	0
E-Journals	0	0		0	0	0		0	0	0
Total for Intangible Assets	0	0	0	0	0	0	0	0	0	0
Grand Total	18166721	285784	0	18452505	5351441	822897	0	6174338	12278167	12815280
Capital Work in Progress										



Schedule No.4 (FIXED ASSETS)

Coaching Schemes A/c No.14282

Amount in Rupees

Particulars	GROSS BLOCK				DEPRECIATION				NET BLOCK	
	Opening Balance	Additions during the year	Deductions during the year	Closing Balance	Depreciation Op.Balance	Depreciation for the year	Deductions / Adjustment	Total Depreciation	31.03.2024	31.03.2023
Tangible Assets										
Land	0	0		0	0	0		0	0	0
Buildings	1500000	0		1500000	180000	30000		210000	1290000	1320000
Roads & Bridges	0	0		0	0	0		0	0	0
Tubewells & Water Supply	0	0		0	0	0		0	0	0
Electrical Installation and Equipment	0	0		0	0	0		0	0	0
Plant & Machinery	0	0		0	0	0		0	0	0
Office Equipment	79254	0		79254	44456	5944		50400	28854	34798
Furniture, Fixures & Fittings	0	0		0	0	0		0	0	0
Library Books & Scientific Journals	0	0		0	0	0		0	0	0
Computers & Peripherals	10500	0		10500	8400	2099		10499	1	2100
Lab Equipments	0	0		0	0	0		0	0	0
Vehicles	0	0		0	0	0		0	0	0
Audio Visual Equipment	0	0		0	0	0		0	0	0
Total for Tangible Assets	1589754	0	0	1589754	232856	38043	0	270899	1318855	1356898
Intangible Assets										
Computer Software	0			0	0			0	0	0
E-Journals	0			0	0			0	0	0
Total for Intangible Assets	0	0	0	0	0	0	0	0	0	0
Grand Total	1589754	0	0	1589754	232856	38043	0	270899	1318855	1356898
Capital Work in Progress										

Schedule No.4 (FIXED ASSETS)

HEPSN A/c No. 14283

Amount in Rupees

Particulars	GROSS BLOCK				DEPRECIATION				NET BLOCK	
	Opening Balance	Additions during the year	Deductions during the year	Closing Balance	Depreciation Op.Balance	Depreciation for the year	Deductions / Adjustment	Total Depreciation	31.03.2024	31.03.2023
Tangible Assets										
Land	0	0		0	0			0	0	0
Buildings	139862	0		139862	19579	2797		22376	117486	120283
Roads & Bridges	0	0		0	0			0	0	0
Tubewells & Water Supply	0	0		0	0			0	0	0
Electrical Installation and Equipment	204000	0		204000	20400	10200		30600	173400	183600
Plant & Machinery	0	0		0	0			0	0	0
Office Equipment	44710	0		44710	23471	3353		26824	17886	21239
Furniture, Fixures & Fittings	302568	0		302568	158851	22693		181544	121024	143717
Library Books & Scientific Journals	0	0		0	0			0	0	0
Computers & Peripherals	218000	0		218000	218000	0		218000	0	0
Lab Equipments	0	0		0	0			0	0	0
Vehicles	0	0		0	0			0	0	0
Audio Visual Equipment	0	0		0	0			0	0	0
Total for Tangible Assets	909140	0	0	909140	440301	39043	0	479344	429796	468839
Intangible Assets										
Computer Software	0	0		0	0	0		0	0	0
E-Journals	0	0		0	0	0		0	0	0
Total for Intangible Assets	0	0	0	0	0	0	0	0	0	0
Grand Total	909140	0	0	909140	440301	39043	0	479344	429796	468839
Capital Work in Progress										



Schdule No.4 (FIXED ASSETS)

Student Fund Account -10820

Amount in Rupees

Particulars	GROSS BLOCK				DEPRECIATION				NET BLOCK	
	Opening Balance	Additions during the year	Deductions during the year	Closing Balance	Depreciation Op.Balance	Depreciation for the year	Deductions / Adjustment	Total Depreciation	31.03.2024	31.03.2023
Tangible Assets										
Land	0			0	0			0	0	0
Buildings	0			0	0			0	0	0
Roads & Bridges	0			0	0			0	0	0
Tubewells & Water Supply	0			0	0			0	0	0
Electrical Installation and Equipment	2014365			2014365	607044	100719		707763	1306602	1407321
Plant & Machinery	769150			769150	255556	38458		294014	475136	513594
Office Equipment	286467			286467	104374	21485		125859	160608	182093
Furniture, Fixures & Fittings	3319848			3319848	1741550	248988		1990538	1329310	1578298
Library Books & Scientific Journals	68708			68708	35242	6871		42113	26595	33466
Computers & Peripherals	1139159			1139159	1131390	7768		1139158	1	7769
Lab Equipments	1511155	6844		1517999	623301	121441		744742	773257	887854
Vehicles	0			0	0			0	0	0
Audio Visual Equipment	0			0	0			0	0	0
Total for Tangible Assets	9108852	6844	0	9115696	4498457	545730	0	5044187	4071509	4610395
Intangible Assets										
Computer Software	125000			125000	125000	0		125000	0	0
E-Journals	268123			268123	268121	0		268121	2	2
Total for Intangible Assets	393123	0	0	393123	393121	0	0	393121	2	2
Grand Total	9501975	6844	0	9508819	4891578	545730	0	5437308	4071511	4610397
Capital Work in Progress										

THE GANDHIGRAM RURAL INSTITUTE - DEEMED TO BE UNIVERSITY


GANDHIGRAM - TAMIL NADU

Schdule No.4 (FIXED ASSETS)

INSTITUTE FUND ACCOUNT - 2639

Amount in Rupees

Particulars	GROSS BLOCK				DEPRECIATION				NET BLOCK	
	Opening Balance	Additions during the year	Deductions during the year	Closing Balance	Depreciation Op.Balance	Depreciation for the year	Deductions / Adjustment	Total Depreciation	31.03.2023	31.03.2022
Tangible Assets										
Land	0			0	0			0	0	0
Buildings	38470			38470	8082	769		8851	29619	30388
Roads & Bridges	0			0	0	0		0	0	0
Tubewells & Water Supply	191053			191053	22926	3821		26747	164306	168127
Electrical Installation and Equipment	0			0	0	0		0	0	0
Plant and Machinery	0			0	0	0		0	0	0
Office Equipment	1781544			1781544	1472237	133616		1605853	175691	309307
Furniture, Fixures & Fittings	3235672			3235672	1890047	242676		2132723	1102949	1345625
Library Books & Scientific Journals	0			0	0	0		0	0	0
Computers & Peripherals	2156122			2156122	2143581	45473	78404	2110650	45472	12541
Scientific&lab equipment	469498			469498	130960	37560		168520	300978	338538
Vehicles	816477			816477	816476	0		816476	1	1
Audio Visual Equipment	0			0	0			0	0	0
Total for Tangible Assets	8688836	0	0	8688836	6484309	463915	78404	6869820	1819016	2204527
Intangible Assets :										
Computer Software	0			0	0			0	0	0
E-Journals	0			0	0			0	0	0
Total for Intangible Assets	0	0	0	0	0	0	0	0	0	0
Grand Total	8688836	0	0	8688836	6484309	463915	78404	6869820	1819016	2204527
Capital Work in Progress										



THE GANDHIGRAM RURAL INSTITUTE - DEEMED TO BE UNIVERSITY
GANDHIGRAM - TAMIL NADU

Schdule No.4 (FIXED ASSETS)

ABSTRACT

Amount in Rupees

Particulars	GROSS BLOCK				DEPRECIATION				NET BLOCK	
	Opening Balance	Additions during the year	Deductions during the year	Closing Balance	Depreciation Op.Balance	Depreciation for the year	Deductions / Adjustment	Total Depreciation	31.03.2024	31.03.2023
Tangible Assets										
Land	1209384	0	0	1209384	0	0	0	0	1209384	1209384
Buildings	442586853	47321	9665723	432968451	95797004	8855520	1332797	103319727	329648724	346789849
Roads & Bridges	5155766	0	0	5155766	1434690	103115	0	1537805	3617961	3721076
Tubewells & Water Supply	43060414	0	0	43060414	5539644	861208	0	6400852	36659562	37520770
Electrical Installation and Equipment	8062179	2532754	79506	10515427	2206031	507193	77519	2635705	7879722	5856148
Plant & Machinery	2506615	0	0	2506615	1790809	125332	0	1916141	590474	715806
Office Equipment	135813113	1167299	424124	136556288	118393926	4602676	267923	122728679	13827609	17419187
Furniture, Fixures & Fittings	53998235	645174	10600	54632809	42407981	1837420	3180	44242221	10390588	11590254
Library Books & Scientific Journals	40138679	751377	0	40890056	34357599	1420037	0	35777636	5112420	5781080
Computers & Peripherals	47828649	5452074	9990	53270733	46193060	1615856	88394	47720522	5550211	1635589
Lab Equipments	43928994	704122	0	44633116	21474998	3570650	0	25045648	19587468	22453996
Vehicles	1742862	0	0	1742862	1618062	62397	0	1680459	62403	124800
Audio Visual Equipment	924125	1910430	0	2834555	204875	211470	0	416345	2418210	719250
Total for Tangible Assets	826955868	13210551	10189943	829976476	371418679	23772874	1769813	393421740	436554736	455537189
Intangible Assets										
Computer Software	6347731	0	0	6347731	6284010	63719	0	6347729	2	63721
E-Journals	2734755	0	0	2734755	2734751	0	0	2734751	4	4
Total for Intangible Assets	9082486	0	0	9082486	9018761	63719	0	9082480	6	63725
Grand Total	836038354	13210551	10189943	839058962	380437440	23836593	1769813	402504220	436554742	455600914
Capital Work in Progress	26240234	665062	0	26905296	0	0	0	0	26905296	26240234




SCHEDULE 5 : INVESTMENTS FROM EARMARKED / ENDOWMENT FUNDS

Sl.No.	Particulars	2023-24	2022-23
1	In Central Government Securities		
2	In State Government Securities		
3	Other Approved Securities		
4	Shares		
5	Debentures and Bonds		
6	Term Deposits with Banks	157900599	109870993
7	Others (to be specified)		
	Total	157900599	109870993

SCHEDULE 5(A): INVESTMENTS FROM EARMARKED / ENDOWMENT FUNDS (FUND-WISE)

Sl.No.	Particulars	2023-24	2022-23
1	Corpus Fund	75470840	69504501
2	Endowment Fund	8460267	7848400
3	Institute Fund	11000000	5000000
4	Projects:		
	i. FCRA A/c 1573	412221	412221
	ii. Creche A/c No 1362	369444	318044
5	HBA Account No.1225	23600000	23600000
6	Fellowship	3187827	3187827
7	PMMMNTT Account No. 14241	35400000	0
	Total	157900599	109870993

Note: The Total in this sub schedule will agree with the total in Schedule 5.



THE GANDHIGRAM RURAL INSTITUTE - DEEMED TO BE UNIVERSITY, GANDHIGRAM

Schdule No.5-A - Details

Corpus Fund - 2633

S.No	Name of the Bank	FDR No	Date of Investment	Date of Maturity	Amount of Investment
1	Canara Bank-GRU	8500 401 000 839/3	18-09-2023	18-09-2026	2253608
2	Canara Bank-GRU	140125729060/1	22-12-2023	10-03-2025	16500000
3	Canara Bank-GRU	140141261735/1	28-03-2024	15-06-2025	1079503
4	Canara Bank-GRU	8500 401 000 896/2	17-04-2021	17-04-2024	1142258
5	Canara Bank-GRU	8500 401 000 978/2	18-03-2022	18-03-2025	1322974
6	Canara Bank-GRU	8500 401 001 061/2	16-05-2023	16-05-2026	2774805
7	Canara Bank-GRU	140075159484/1	21-12-2022	21-12-2025	2700000
8	TNPFC-Chennai	0120200923406	10-12-2022	10-12-2025	8435782
9	TNPFC-Chennai	0120200921561	13-10-2022	13-10-2025	12157150
10	TNPFC-Chennai	0120200935576	23-06-2023	23-06-2026	8218781
11	TNPFC-Chennai	0120200935578	03-06-2023	03-06-2026	3157026
12	TNPFC-Chennai	0120200935579	03-06-2023	03-06-2026	3157026
13	TNPFC-Chennai	0120200935580	03-06-2023	03-06-2026	3157026
14	TNPFC-Chennai	0120200935581	03-06-2023	03-06-2025	2367769
15	TNPFC-Chennai	0120200935585	21-07-2023	21-07-2025	5597132
16	TNPFC-Chennai	0120109175741	03-06-2023	03-06-2025	1450000
Total					75470840



Endowment Fund - 4

S.No	Name of the Bank	FDR No	Date of Investment	Date of Maturity	Amount of Investment
1	Canara Bank-GRU	8500 401 000 325/5	05-02-2023	05-02-2026	36973
2	Canara Bank-GRU	8500 303 000 069/4	04-12-2022	04-12-2025	91593
3	Canara Bank-GRU	8500 306 000 001/5	07-02-2023	07-02-2026	35000
4	Canara Bank-GRU	8500 401 000 522/4	09-01-2023	09-01-2026	73925
5	Canara Bank-GRU	8500 401 000 315/5	27-01-2023	27-01-2026	517609
6	Canara Bank-GRU	8500 401 000 192/3	18-11-2019	18-11-2024	114715
7	Canara Bank-GRU	8500 306 000 006/5	30-03-2023	30-03-2026	292500
8	Canara Bank-GRU	8500 401 000 468/4	26-12-2021	26-12-2024	37853
9	Canara Bank-GRU	8500 306 000 004/5	07-02-2023	07-02-2026	34800
10	Canara Bank-GRU	8500 401 000 743/3	12-04-2022	12-04-2025	75232
11	Canara Bank-GRU	8500 306 000 003/5	07-02-2023	07-02-2026	35000
12	Canara Bank-GRU	8500 306 000 005/5	30-03-2023	30-03-2026	73500
13	Canara Bank-GRU	8500 401 000 768/3	25-10-2022	25-10-2025	30016
14	Canara Bank-GRU	8500 401 000 808/3	12-04-2023	12-04-2026	72917
15	Canara Bank-GRU	8500 401 000 486/6	11-02-2022	11-02-2025	302830
16	Canara Bank-GRU	8500 303 000 024/5	01-03-2022	01-03-2025	60960
17	Canara Bank-GRU	8500 401 000 803/3	30-03-2023	30-03-2026	73944
18	Canara Bank-GRU	8500 401 000 485/4	11-02-2022	11-02-2025	114364
19	Canara Bank-GRU	8500 401 000 832/3	31-07-2023	31-07-2026	856413
20	Canara Bank-GRU	8500 401 000 838/3	13-09-2023	13-09-2026	211037
21	Canara Bank-GRU	8500 401 000 846/3	26-10-2023	26-10-2026	366752
22	Canara Bank-GRU	140122242639/1	22-11-2023	08-02-2025	35200
23	Canara Bank-GRU	140136035041/1	05-03-2024	23-05-2025	1871141
24	Canara Bank-GRU	140141667440/1	30-03-2024	17-06-2025	284905
25	Canara Bank-GRU	8500 401 001 205/1	05-07-2021	05-07-2024	243861
26	Canara Bank-GRU	8500 303 000 046/5	09-12-2022	09-12-2025	25000
27	Canara Bank-GRU	8500 303 000 065/4	12-06-2022	12-06-2025	83227
28	Canara Bank-GRU	8500 303 000 028/5	21-04-2022	21-04-2025	100000
29	Canara Bank-GRU	8500 303 000 027/5	21-04-2022	21-04-2025	100000
30	Canara Bank-GRU	8500 303 000 066/4	12-06-2022	12-06-2025	20000
31	Canara Bank-GRU	8500 303 000 029/5	21-04-2022	21-04-2025	25000
32	Canara Bank-GRU	140075159866/1	21-12-2022	21-12-2025	1000000
33	Canara Bank-GRU	140129162393/1	19-01-2024	07-04-2025	1164000
Total					8460267



FCRA - 1573

S.No	Name of the Bank	FDR No	Date of Investment	Date of Maturity	Amount of Investment
1	Canara Bank-GRU	8500 401 000 471/4	26-12-2021	26-12-2024	151415
2	Canara Bank-GRU	8500 401 000 479/4	29-01-2022	29-01-2025	260806
Total					412221

GRI Fellowship - 2646

S.No	Name of the Bank	FDR No	Date of Investment	Date of Maturity	Amount of Investment
1	Canara Bank-GRU	8500 303 000 063/4	22-09-2021	22-09-2024	930000
2	TNPFC-Chennai	0120109115336	18-01-2022	18-01-2025	1300000
3	TNPFC-Chennai	0120200918290	11-08-2022	11-08-2025	674863
Total					2904863

Cooperative Union Fellowship - 202019853

S.No	Name of the Bank	FDR No	Date of Investment	Date of Maturity	Amount of Investment
1	DCCo. Op-Chinnalapa	202034688	10-02-2023	10-01-2025	217214
2	DCCo. Op-Chinnalapa	706970772	29-09-2023	29-09-2025	65750
Total					282964



Project Others - TNSWB - Creche - 1362

S.No	Name of the Bank	FDR No	Date of Investment	Date of Maturity	Amount of Investment
1	Canara Bank-GRU	8500 303 000 055/4	26-09-2019	26-09-2024	29394
2	Canara Bank-GRU	140137224161/1	11-03-2024	29-05-2025	340050
Total					369444

Institute Fund - 2639

S.No	Name of the Bank	FDR No	Date of Investment	Date of Maturity	Amount of Investment
1	Canara Bank-GRU	8500 401 001 187/1	10-06-2021	10-06-2024	5000000
2	Canara Bank-GRU	130034823255/1	30-03-2024	07-04-2024	6000000
Total					11000000

House Building Advance - 1225

S.No	Name of the Bank	FDR No	Date of Investment	Date of Maturity	Amount of Investment
1	Canara Bank-GRU	8500 401 001 180/1	03-05-2021	03-05-2024	23600000
Total					23600000

PMMMNTT - 14241

S.No	Name of the Bank	FDR No	Date of Investment	Date of Maturity	Amount of Investment
1	Canara Bank-GRU	130034712642/5	30-03-2024	29-06-2024	17700000
2	Canara Bank-GRU	130034770711/3	30-03-2024	28-06-2024	17700000
Total					35400000
Grand Total for Schedule 5 A					157900599



SCHEDULE 6 : INVESTMENTS - OTHERS

Sl.No.	Particulars	2023-24	2022-23
1	In Central Government Securities		
2	In State Government Securities		
3	Other Approved Securities		
4	Shares		
5	GDA	38202809	30471135
6	UGC Maintenance Grant / RBI-TSA	45000000	0
7	A/c No.10632 GDF A/c	59853978	15762756
8	A/c No.10820 Students Fund A/c	73077628	10530228
9	A/c No.7 - Students Deposit A/c	28307738	12650137
10	A/c No.14281 - DDU-KK A/c	2500000	0
11	A/c No.11876 - CSSE&IP A/c	2000000	0
	Total	248942153	69414256



THE GANDHIGRAM RURAL INSTITUTE - DEEMED TO BE UNIVERSITY, GANDHIGRAM

Schdule No.6-A - Details

S.No	Name of the Bank	FDR No	Date of Investment	Date of Maturity	Amount of Investment
UGC Maintenance Grant A/c No.10000					
1	Canara Bank-GRU	130034827139/1	30-03-2024	09-04-2024	45000000
Total					45000000
General Development Assistance A/c No.12849					
1	Canara Bank-GRU	130031098178/2	18-02-2024	05-04-2024	10067603
2	Canara Bank-GRU	130031138600/2	19-02-2024	06-04-2024	10067603
3	Canara Bank-GRU	130031223281/2	21-02-2024	08-04-2024	10067603
4	Canara Bank-GRU	130034465229/1	25-03-2024	13-05-2024	8000000
Total					38202809
DDU-KK A/c No.14281					
1	Canara Bank-GRU	130034826635/1	30-03-2024	08-04-2024	2500000
Total					2500000
CSSE&IP A/c No.11876					
1	Canara Bank-GRU	130034828259/1	30-03-2024	10-04-2024	2000000
Total					2000000
Student caution deposits A/c No.7					
1	Canara Bank-GRU	8500401001173/3	19-04-2023	19-04-2024	13307738
2	Canara Bank-GRU	130034810100/2	30-03-2024	13-04-2024	10000000
3	Canara Bank-GRU	130034810179/2	30-03-2024	13-04-2024	5000000
Total					28307738
Student Fund A/c No.10820					
1	Canara Bank-GRU	8500401001170/3	19-04-2023	19-04-2024	5538814
2	Canara Bank-GRU	8500401001171/3	19-04-2023	19-04-2024	5538814
3	Canara Bank-GRU	130034809890/2	30-03-2024	07-04-2024	19000000
4	Canara Bank-GRU	130034809948/2	30-03-2024	13-04-2024	19000000
5	Canara Bank-GRU	130034810051/1	30-03-2024	10-04-2024	19000000
6	Canara Bank-GRU	130084828717/1	30-03-2024	10-04-2024	5000000
Total					73077628
General Development Fund A/c No.10632					
1	Canara Bank-GRU	130034827154/1	30-03-2024	10-04-2024	43000000
2	Canara Bank-GRU	140141720405/1	30-03-2024	17-06-2025	5616977
3	Canara Bank-GRU	145000459360/1	31-01-2024	19-04-2025	11237001
Total					59853978
Grand Total for Schedule 6-A					248942153



SCHEDULE 7 - CURRENT ASSETS

Amount in Rupees


	Particulars	GDA	UGC Maintenance Grant / RBI-TSA	GDF A/c No.10632	Corpus Fund A/c No.2633	Student Fund A/c10820	Students Deposit A/c NO.7	Institute Fund A/c No.2639	Projects + HBA	Schemes	2023-24	2022-23
1	Stock:											
a)	Stores and Spares										0	0
b)	Loose Tools										0	0
c)	Publications										0	0
d)	Laboratory Chemicals, Consumables and Glass ware										0	0
e)	Building Material										0	0
f)	Electrical Mateial										0	0
g)	Stationery										0	0
h)	Water supply Material										0	0
2	Sundry Debtors:										0	0
a)	Debts Outstanding for a Period Exceeding Six Months										0	0
b)	Others										0	0
3	Cash and Bank Balances:										0	0
a)	With Schedule Banks:										0	0
	- In Savings Accounts -Fellowship & Scholarship								10003764		10003764	10825439
	- In Savings Accounts -Endowment Account								52382		52382	98288
	- In Savings Accounts- HBA account								426385		426385	315310
	- In Savings Accounts	7824	81751690	5934408	879243	8563949	773885	1193261	20366163	4053420	123523843	324825857
b)	With Non-Scheduled Banks:										0	0
	Fellowship Bank accounts										0	0
	- In Savings Accounts										0	0
4	Post Office Savings Accounts										0	0
	Total	7824	81751690	5934408	879243	8563949	773885	1193261	30848694	4053420	134006374	336064894

Note: Annexure-A shows the details of Bank Accounts.



Schedule 7 A (Annexure - A- Bank Balances)
Bank Balances Accounts as on 31.03.2024 as per Cash Book


S.No.	Name of the Account	SB A/c No.	Bank Balance
			Rs.
1	General Development Assistance	12849	7824
2	Centre for Study of Social Exclusion & Inclusive Policy	11876	691107
3	Centre for Women's Studies	12240	919515
4	DDU-KK B.Voc. Courses	14281	1911727
5	Coaching Schemes A/c	14282	497493
6	HEPSN	14283	33578
	Total for GDA Accounts		4061244
7	UGC Maintenance Grant Account	10000	81751690
8	General Development Fund Account	10632	5934408
9	Corpus Fund Account	2633	879243
10	Students Fund Account	10820	8563949
11	Students Deposit Account	7	773885
	Total		97903175




Schedule 7 A (Annexure - A- Bank Balances for Project Accounts)

Bank Balances for Projects Accounts as on 31.03.2024

S.No.	Name of the Account	SB A/c No.	Bank Balance
1	UGC - Refresher Course	2700	425339
2	UGC P.G.Dip. In Spatial Technology	11648	2605
3	UGC MRP-Estimating the Chaotic	11874	11727
4	UGC MRP - Dev. of Green Inhibitors	12041	44960
5	UGC SAP(Chemistry)	12105	136728
6	UGC SAP(Pol.Sci)	12121	6483
7	UGC MRP"Development of Adap..."	12286	4622
8	UGC MRP"Development of eco.."	12288	0
9	UGC MRP"Social Structure.."	12493	1289
10	UGC-Innovative Prog.B.Sc(TF&D)	12767	7226
11	UGC-MRP "Prevalence of Obsity	12840	6379
12	UGC-MRP-As Assessment of Village	12883	45099
13	UGC- "BSR Research Start -up-Grant"	12908	18352
14	UGC-Inno.M.Sc.Applied Geology	12924	18627
15	UGC Innovative-M.Tech.Renewable	12929	49627
16	UGC MRP"Fractal analysis of brain..."	12936	53665
17	UGC MRP"Trust basd authentication..."	12939	5223
18	UGC MRP"Malady-Remedy analysis.."	12956	170020
19	UGC SAP DSA-I Dept of Maths	14196	3074
20	PMMMNTT School of Education	14241	33422
21	UGC SAP DRS-II Dept of political science	14270	3858
22	UGC SAP DRS-I Dept of Computer Science	14277	1475
23	UGC SAP DRS-I Dept of Tamil	14278	11327
24	UGC MID Career Award Dept of Chemistry	14280	881
25	UGC BRS Maths Mid carreer Award	14536	31890
26	UGC maths - Mid Career Award - Dr. P. Balasubramaniam	14624	1217
27	UGC Mid- Career Award Grant - Dr. S. Abraham John	14638	0
28	UGC Mid-Career Award Grant-Dr. M.G. Sethuraman, Chemistry	110032429650	24237
29	UGC Regional Center of CBPR - Dr. K.Ravichandran	110046914620	301194
30	UGC MMTTC Dr.P.S.Sreedevi (CNA A/c)	110155357711	0
	Total for UGC		1420546



	NCERT		
31	NCERT Project " Dev... Package" Dr. P.S. Sreedevi	14483	9360
32	NCERT Project " Functional TN..20-12" Dr. P. Ponnusamy	14726	1808
	Total for NCERT		11168
	CSIR		
33	CSIR Project " Rational design..."	12986	1791
34	CSIR - Dr.S.Meenakshi	13350	39429
	Total for CSIR		41220
	DAE		
35	DAE-NBHM Stability	2628	8203
36	DAE-BRNS on "Development..."	12762	151328
37	DAE-NBHM "A Theoretical study on ..."	13128	22403
38	DAE-NBHM "Mathematical modeling ..."	13129	6913
39	DAE-BRNS - Dr.G.Muralidharan	13228	2290644
40	DAE-NBHM Dept of Maths	14336	4
	Total for DAE		2479495
	DST Projects		
41	DST - FIST Programme	11055	2157494
42	DST on " LINGA SLIDE.."	12696	16496
43	DST-SERB"Synthesis on 1,3..."	12995	179305
44	DST-SERB	13086	5695
45	DST"Mathematial Modeling..	13139	21281
46	DST"Sensitization on Environment	13224	10762
47	DST RIMG - POOM DWAR	14365	28
48	DST SERB POWER GRANT "Extended....Applications"	110056432628	266990
49	DST SERB CRG Grant	110107968814	112056
50	DST - "Solar Dryer" Union Bank Of India (CNA-Zero Balance Saving A/c)	455502010027820	0
	Total for DST		2770107
	ICSSR		
51	ICSSR - Inclusive Governance Dr.Venk	12825	10769
52	ICSSR-MGNREGS Dr.Rathakrishnan	12844	447346
53	ICSSR project"Inclusion of excluded..."	12943	35713
54	ICSSR project"Export potential in ..."	12944	81
55	ICSSR project"Employment conditions.."	13098	27804
			2193
56	ICSSR Project"Socio..TM"... Dr.R. Bagdha cathcala Perumal	14664	
57	ICSSR "Digital...TN" Dr.B.Tamilmani	110047584255	83574
58	ICSSR MRP Dr.A.Thahira Banu	110129888213	4379
	Total for ICSSR		611859
	NIOS		
59	NIOS -10928	10928	157675
60	NIOS -Project A/c 13218	13218	12325
	Total for NIOS		170000
	NSS		
61	NSS Special	2562	423761
62	NSS Regular	2563	1344839
63	NSS (CNA A/c)	41505949846	0
	Total for NSS		1768600



	TN Funding Projects		
64	GOI-ISRO Project"Synthesis and Characterization..."	13081	138316
65	TN-Anna Inst. Of Mgt.-Flood Thiru	13083	59198
66	TN-SPC project	13146	224820
67	DBT"Development of Cost..."	13178	48685
68	GOI-ISRO Pro-decadel Scale	14220	15982
69	DRDO Project (Chemistry)	14221	3071
70	Situation Analysis on Child Marriage	14546	4466
	Total for TN Fund		494538
71	FCRA	1573	2629800
	Projects Others		
72	MHRD -IDARA	92	6333
73	TNSWB-CRECHE	1362	75557
74	Construction of Museum	2585	41952
75	TNSCST Student Project	2739	970119
76	Training A/c	2773	1205207
77	Seminar	11090	281309
78	Part-time Certificate Course	11373	220280
79	IDARA-Trekking Programme	11881	0
80	Short Term Skill Training Programme	13054	332449
81	ICMR - DHR Project	13182	0
82	Project fund A/c	13227	311780
83	UBA Prog-Cooperation	14381	1000
84	ICHR-"Namkavali... Concordance"	14768	1936
85	MGNRCE-MRP "Impact of Deen Dal...TN" Dr. M. Soundarapandian, RIM	110021064058	11892
86	MGNCRE- Dr.K. Ravichandran	110065153286	197587
87	NCDC Seaweed Startup Project Dr.A. Thahira Baru	110094105584	191368
88	ISRO "New Chandrayan-2" Dr.S. Arivazhagan	110108759865	53073
89	DSIR IRD Dr.S.Vijayanchali (CNA A/c)	110068915050	0
90	NMPB Project Dr.R.Ramasubbu (CNA A/c)	42222752162	0
	Total for Project Others		3901842
91	MNRE-PCRA-Rural Energy Centre	11627	211713
92	GIAN	14269	1497
93	MODROBS - AICTE Project	14366	0
94	MNRE Lab Upgradation Fund	14374	11928
	Total		225138
95	KVK Main Account	2117	877368
96	KVK Revolving Fund (Farm)a/c	2602	1054875
97	KVK Revolving Fund Building)a/c	2652	1778978
	Total for KVK / ICAR accounts		3711221
98	PFMS Account	14055	130629
	Grant total for Project accounts		20235534



Fellowship / Scholarship Accounts			
99	Cooperative Bank A/c - (Old A/c No.61)	202019853	286264
100	Non-JRF	2646	69088
101	ICSSR-Fellowship	2661	2186240
102	CSIR-Fellowship	11494	437471
103	UGC-RFSMS Fellowship	12031	1280819
104	DST INSPIRE Fellowship	12560	1751589
105	MNRE Fellowship	12592	221627
106	CICT Fellowship	12629	115973
107	ICMR -JRF Fellowship	13399	10914
108	UGC JRF/SRF Fellowship	2549	426333
109	APJ Abdulkalam Sholorship, Dr. C. Pitchai, Dept of Cooperation	15135	2547
110	DST INSPIRE Fellowship - Bank of Maharastra (CNA-Zero Balance Savings A/c)	60435209343	0
Total for Fellowship			6788865
Scholarship			
111	BC/MBC/DNC Scholarship	2584	17682
112	SC/ST/SCC scholarship	2577	802687
113	RajivGandhi National Fellowship	11660	527829
114	Canara Bank 13572	13572	208440
115	Scholarship Account	14533	1658261
Total Scholarship			3214899
Total for Fellowship & Scholarship Accounts			10003764
116	Endowment Fund account	4	52382
117	House Building Advance	1225	426385
118	Institute Fund account	2639	1193261
Grand Total for all Accounts			134006374



SCHEDULE 8 - LOANS, ADVANCES & DEPOSITS

S.No.	Particulars	GDA	UGC Maintenance Grant / RBI-TSA	GDF A/c No.10632	Corpus Fund	Student Fund A/c10820	Students Deposit A/c NO.7	Institute Fund A/c No.2639	Projects+ HBA	Schemes	2023-24	2022-23
1	Advances to Employees : (Non-Interest bearing)											
	a) Salary										0	0
	b) Festival		28850								28850	28850
	c) General/LTC Advances/Imprest			20000							20000	50620
	d) General Advances	50000	88012	85200		800		577274	66060	30000	897346	984047
2	Long Term Advances to Employees : (Interest bearing)										0	0
	a) Vehicle Loan										0	0
	b) Home Loan										0	0
3	Advances and other amounts recoverable in cash or in kind or for value to be received:										0	0
	a) On Capital Account										0	0
	Deposit with CPWD	9389335	2885800	15047544							27322679	6778530
	b) Deposits with others										0	0
	c) General Advances- Imprest		47242								47242	0
4	Prepaid Expenses										0	0
	a) Insurance (Pre-paid)		366522							2976	369498	298672
	b) Other Expenses					6146					6146	214479
5	Deposits										0	0
	a) Telephone		12340					13500	8800		34640	34640
	b) Lease Rent										0	0
	c) Electricity	1900	999932	2756000					17885		3775717	3775717
	d) AICTE, if applicable										0	0
	e) Others (to be specified)			150000					29200		179200	179200
	Gas Connection Deposit		11150	5800					2800		19750	19750
6	Income Accrued:										0	0
	a) On Investments from HBA account								2444703		2444703	1577685
	b) On Investments - Endowment Fund A/c										0	0
	c) On Loans and Advances										0	0
	d) Others (includes income due unrealized)										0	0
7	Other - Current assets receivable from UGC/sponsored projects										0	0
	a) Debit balances in Sponsored Projects (Sch.3(a) Dr.)								15358239	14255708	29613947	36350487
	b) Debit balances in Sponsored Fellowships & Scholarships (Sch.3(b) Dr.)								412863		412863	425006
	c) Grant sanctioned but received in next year										0	0
	d) Other Receivables:				885658			6026057	1218745		8130460	2160958
	Inter Accounts Receivables	5000	1291395	10762014		327784		3989490	2648785	1292977	20317445	36664607
	Interest Receivable-Endowment A/c								602173		602173	399216
	Interest Receivable-Fellowship								81085		81085	144299
	Interest Receivable-Projects								66600		66600	61200
	Interest Receivable	189064	14795	155337	6336304	775569	912148	831063		1206	9215486	5679627
	Fees Receivable			2019946							2019946	21483458
	TDS Receivable on Grant/NLM Training/FDR Interest	1843			315254		1164	93786	166061		578108	302461
	Rent Receivable from Canara Bank		12263								12263	51744
	SC/ST Tuition fees receivable from TN Govt		2698000								2698000	7567054
	Sale of Assets			17033							17033	0
	TOTAL	9637142	8456301	31018874	7537216	1110299	913312	11531170	23123999	15582867	108911180	125232307

Amount in Rupees

	FEE FROM STUDENTS	GDA	UGC Maintenance Grant / RBI-TSA	2023-24	2022-23
A Academic:					
	Admission Fees		158600	158600	97500
	Fees From Ph.D.Scholars		3789600	3789600	4354323
	Fine & Breakages		310712	310712	35800
	Hostel Rent, Water & Electricity Charges		4559000	4559000	4900300
	Migration Fees		10600	10600	7900
	Misc. Receipts From Students		203776	203776	32110
	Exam/Viva Remuneration from Ph.D Scholar		2112000	2112000	1992000
	Sale of Application		1423150	1423150	2424000
	TC / CC Fees		131600	131600	97500
	Tuition Fees		16329529	16329529	12788367
	Total (A)	0	29028567	29028567	26729800
B Examinations:					
	Examination Fees		13242984	13242984	10027990
	Genuiness Certificate Fee		197050	197050	250866
	Total (B)	0	13440034	13440034	10278856
C Other Fees:					
	Total (C)	0	0	0	0
D Sale of Publications:					
	Total (D)	0	0	0	0
E Other Academic Receipts (E)					
	SC/ST Tuition fees			0	0
	Certificate course fees		165710	165710	74000
	Total (E)	0	165710	165710	74000
	Grand Total	0	42634311	42634311	37082656



Amount in Rupees

Particulars	GDA		UGC Maintenance Grant / RBI-TSA *		2023-24	2022-23
	OH-31 Grant-in-aid General	OH-35 - Creation of Capital Asset	OH-31 Grant-in-aid General	OH-36 Grant-in-aid Salary		
Balance B/F	20 23 419	3 28 13 978	-9 47 13 522	19 69 74 697	13 70 98 572	17 79 06 192
Opening Balance adjusted as per UC	24 32 225	3 94 43 618	-8 85 09 000	18 40 71 219	13 74 38 062	
Add Receipts during the year						
Grant received during the year			39 17 52 000	29 45 59 000	68 63 11 000	67 28 66 000
Internal Revenue Generation (IRG)	1 53 948	16 66 817	4 68 70 108		4 86 90 873	
Total	25 86 173	4 11 10 435	35 01 13 108	47 86 30 219	87 24 39 935	85 07 72 192
Less Refund to UGC		4 82 570			4 82 570	
Balance	25 86 173	4 06 27 865	35 01 13 108	47 86 30 219	87 19 57 365	85 07 72 192
Less i) Utilised for Capital Expenditure (A)		1 05 64 515			1 05 64 515	9 96 007
Less ii) Utilised for Capital Work-in-Progress (A)		6 65 062			6 65 062	2 62 40 234
Balance	25 86 173	2 93 98 288	35 01 13 108	47 86 30 219	86 07 27 788	82 35 35 951
Less Utilised for Revenue Expenditure (B)	16 14 199		30 67 50 129	47 90 63 068	78 74 27 396	68 64 37 379
Balance C/F (C)	9 71 974	2 93 98 288	4 33 62 979	- 4 32 849	7 33 00 392	13 70 98 572

- A. Appears as Addition to Capital Fund as well as Additions to Fixed Assets during the year
- B. Appears as Income in the Income & Expenditure Account
- C. (i) Appears under Current Liabilities in the Balance Sheet and will become the Opening balance Next Year.
(ii) Represented by Bank Balances, Investments and Advances on the Assets side.

*The Revenue expenditure met out of non plan grants should be calculated as follows:

Expenditure as per Expenditure schedules (Non Plan cloumn) of the Income and Expenditure Account	103 72 06 762
Less: Provision made in the year for retirement benefits	50 85 82 712
Less: Depreciation	32 17 994
Add: Actual payments made in the year for retirement benefits	26 04 07 141
Revenue expenditure met out of non-plan grants	78 58 13 197

(Signature)
Finance Officer
Gandhigram Rural Institute

(Signature)
Registrar
Gandhigram Rural Institute

For GANESH PRASAD
Chartered Accountants
(ICAI Firm Reg. No: 000872 S)
(Signature)
S. NATANAGOPAL
Partner
M. No: 022841



SCHEDULE 11 - INCOME FROM INVESTMENTS

S.No.	Particulars	GDA	UGC Maintenance Grant / RBI-TSA	2023-24	2022-23
1	Interest			0	0
	a. On Government Securities			0	0
	b. Other Bonds /Debentures			0	0
2	Interest on Term Deposits	1666817	14795	1681612	1345065
3	Income Accrued but not due on Term Deposits			0	0
4	Interest on Savings Bank Accounts			0	0
5	Others (Specify)			0	0
	Total	1666817	14795	1681612	1345065

SCHEDULE 12 - INTEREST EARNED

S.No.	Particulars	GDA	UGC Maintenance Grant / RBI-TSA	2023-24	2022-23
1	on Savings Bank Accounts with Sche.Banks	106765	510138	616903	603742
2	On Loans			0	0
	a. Employees / Staff			0	0
	b. Others			0	0
3	On Debtors and Other Receivables			0	0
	Total	106765	510138	616903	603742




SCHEDULE 13 -OTHER INCOME

S.No.	Particulars	GDA	UGC	2023-24	2022-23
1	a. Income from Land and Buildings				
	Rent From Guest House		1301200	1301200	394567
	House Rent Recovered		300750	300750	1186998
	Rent From Other Premises		401556	401556	610863
	Vehicle Shed Rent Recovered		13040	13040	15600
	Rent From Quarters		113150	113150	99047
2	Sale of Institute Publications			0	0
3	Income from Holding Events:			0	0
	1. Gross Receipts from Annual Function/ Spots Carnival			0	0
	Less Direct Expenditure incurred on the Event			0	0
	2.Gross Receipts from Fees			0	0
	Less Direct Expenditure incurred on the Fetes			0	0
	3. Gross Receipts for Educational Tours			0	0
	Less Direct Expenditure incurred on Tours			0	0
2	Others-				
	Agricultural Receipts & Dairy Income		906898	906898	715979
	Misc. Receipts From Others	47183	583323	630506	145827
	Water Charges Recovered		90947	90947	24785
	Total	47183	3710864	3758047	3193666

SCHEDULE 14 - PRIOR PERIOD INCOME

S.No.	Particulars	GDA	UGC	2023-24	2022-23
1	Academic Receipts		0	0	0
2	Income from Investments			0	0
3	Prior Period Income-TS Gratuity, leave salary &			0	0
4	Other Income		0	0	0
	Total	0	0	0	0



SCHEDULE 15 - STAFF PAYMENTS & BENEFITS (ESTABLISHMENT EXPENSES)

These shall be classified separately for Teaching and Non-Teaching Staff; Adhoc Staff, Arrears of DA, Salary arrears due to increment shall be shown separately.

S.No.	Particulars	GDA	UGC Maintenance Grant / RBI-TSA	2023-24	2022-23
1	Salaries and Wages:				
	Salaries -Teaching staff		296112487	296112487	275823267
	Salaries - Non Teaching		79493021	79493021	95600999
	Pension Teaching			0	101261093
	Pension -Non Teaching			0	65591961
	Contribution to Provident Fund (NPSF)			0	14995482
	Contribution to Other Fund (specify) (EPF)		1457233	1457233	1521731
	Contribution to ESI		277963	277963	277375
	Expenditure on Contractual Employees [T]		19660304	19660304	18748591
	Expenditure on Contractual Employees [NT]		40828321	40828321	33206161
	Security / Housekeeping		23310309	23310309	22548196
2	Staff Welfare Expenses:				
	LTC EL Encashment		1065180	1065180	1771871
	LTC Expenses		390921	390921	1125246
	Medical Facility		1609736	1609736	1361871
	Children Education Allowance		3186000	3186000	3514500
3	Retirement and Terminal Benefits:				
	Commutation			0	12900905
	Retirement Gratuity			0	18820622
	Leave Encashment to Retirees			0	16471014
	Total - A		467391475	467391475	685540885
4	Actuarial Valuation Provision on Retirement Benefits:				
	Pension		419357027	419357027	4001827801
	Gratuity		61920515	61920515	198055054
	Leave Encashment		27305170	27305170	450942655
	Total - B		508582712	508582712	4650825510
	Grand Total (A+B)	0	975974187	975974187	5336366395

SCHEDULE 15 A - EMPLOYEES RETIREMENT AND TERMINAL BENEFITS

	Particulars	Pension	Gratuity	Leave Encashment	Total
	Opening Balance (a)	4001827801	198055054	450942655	4650825510
Less:	Actual Payment during the year (b)				0
	Pension	185889241			185889241
	Commutation	20866880			20866880
	Retirement Gratuity		25242073		25242073
	Retirement Gratuity (Provision)		4715165		4715165
	Leave Encashment to Retirees			20682622	20682622
	Leave Encashment to Retirees (Provision)			3011160	3011160
	Balance available c (a-b)	3795071680	168097816	427248873	4390418369
	Provision required as per Actuarial Valuation (d)	4214428707	230018331	454554043	4899001081
A.	Provision to be made in the Current year (d-c)	419357027	61920515	27305170	508582712
B.	Contribution to New Pension Scheme	22687823	-	-	22687823
C.	Medical Reimbursement to Retired Employees	-	-	-	-
D.	Travel to Hometown on Retirement	67520	-	-	67520
E.	Deposit Linked Insurance Payment	-	-	-	-
	Total (A+B+C+D+E)	442112370	61920515	27305170	531338055



SCHEDULE 16 - ACADEMIC EXPENSES

S.No.	Particulars	GDA	UGC	2023-24	2022-23
a)	Laboratory Expenses				0
b)	Field work/Participation in Conferences		27586	27586	0
c)	Expenses on Seminar/Workshops	1039956	41166	1081122	650305
d)	Examination Exps/ Remuneration to Exams.		4193318	4193318	6265645
e)	Student Welfare Expenses		87520	87520	0
f)	Admission Expenses		200000	200000	1152731
	Advertisement and Publicity		543519	543519	
g)	Convocation Expenses		27975	27975	0
h)	Publications			0	0
i)	Periodicals and Journals Expenses		170942	170942	200165
j)	Others (specify)			0	0
	Meeting Expenses-Doctoral Committee		637393	637393	819040
	Online Teaching Expenses			0	0
	Travel Grant	175709		175709	0
	Village Placement Programme Expenses		226054	226054	0
	Contingencies, Bank Charges, etc			0	0
	Rural Extension Activities			0	0
	Cultural Activities			0	0
	TA & Sitting Fees			0	0
	Total	1215665	6155473	7371138	9087886



SCHEDULE 17 - ADMINISTRATIVE AND GENERAL EXPENSES

S.No.	Particulars	GDA	UGC	2023-24	2022-23
A Infrastructure					
	Electricity and Power		11546081	11546081	8914277
	Rent, Rates and Taxes (including property tax)			0	0
B Communication					
	Postage		77859	77859	68763
	Telephone, Fax and Internet Charges		229255	229255	220348
	Internet Connectivity			0	0
C Others					
	Printing and Stationery (consumption)		2802523	2802523	1634162
	Travelling and Conveyance Expenses		190228	190228	461937
	Hospitality			0	0
	Transfer TA Expenses			0	276885
	TA/DA to Experts			0	37445
	Auditor's Remuneration		112100	112100	129500
	Professional Charges			0	0
	Advertisement and Publicity		525867	525867	82966
	Convocation Expenses			0	0
	Others (specify)-Loss on sale of fixed assets		73235	73235	0
	Meetings of Authorites		340340	340340	1792431
	Ceremonies and Functions		492539	492539	391005
	Liveries			0	0
	Legal Fee		165194	165194	30000
	Maintennce of Guest House			0	0
	Shanti Sena Contingencies			0	0
	Membership Subscription/ Contribution		413474	413474	275614
	Miscellaneous Expenses		2230909	2230909	2021716
	Subsidy to Balwadies		364000	364000	364000
	Hostel Contingencies			0	0
	Agri / Dairy Expenses		1715239	1715239	1304753
	Bank Charges		53718	53718	5331
	Total	0	21332561	21332561	18011133




SCHEDULE 18 - TRANSPORTATION EXPENSES

S.No.	Particulars	GDA	UGC	2023-24	2022-23
1	Vehicles (owned by Institution)				
	a) Running Expenses			0	1032896
	b) Repairs & Maintenance of Vehicles		747444	747444	366237
	c) Insurance for Vehicles			0	7398
2	Vehicles taken on Rent/Lease			0	0
	a) Rent/Lease Expenses			0	0
3	Vehicle (Taxi) Hiring Expenses		1078747	1078747	0
	Total	0	1826191	1826191	1406531

SCHEDULE 19 - REPAIR & MAINTENANCE

S.No.	Particulars	GDA	UGC	2023-24	2022-23
a)	Buildings	134875	1212261	1347136	331266
b)	Furniture & Fixtures			0	0
c)	Plant & Machinery			0	0
d)	Office Equipment	7000	775024	782024	1847058
e)	Water service system		1485604	1485604	1154615
f)	Laboratory & Scientific Equipment			0	0
g)	Audio Visual Equipment			0	0
h)	Cleaning Material & Services			0	0
i)	Maintenance - Electrical		436634	436634	588890
k)	AMC Charges- Others	208333	1282470	1490803	1192396
l)	Genset Running expenses		338071	338071	597682
m)	AMC Charges for Genset		22087	22087	66020
n)	Maintenance of Guest House		351187	351187	392448
o)	Cauvery Water Maintenance		20948	20948	167203
	Total	350208	5924286	6274494	6337578



SCHEDULE 20 - FINANCE COSTS

S.No.	Particulars	GDA	UGC	2023-24	2022-23
a)	Bank Charges			0	0
b)	Others (Specify)			0	
	Total	0	0	0	0

Note: If the amount is not material, the head Bank charges could be omitted and these could be

SCHEDULE 21 - OTHER EXPENSES

S.No.	Particulars	GDA	UGC	2023-24	2022-23
a)	Provision for Bad and Doubtful Debts/Advances			0	0
b)	Irrecoverable Balances Written-off			0	0
c)	Grants/Subsidies to other institutions/organizations			0	0
d)	Others (specify)			0	0
	Loss on sale of Capital Asset	44786		44786	64730
	Other Misc. expenses	3540		3540	2360
	Depreciation			0	0
	Exp.from Registration fees collection from Seminars etc.			0	0
	Exp.from Contributions collection for Seminars			0	0
	Total	48326	0	48326	67090

Note: Other Expenses shall be classified as Written-off, Provisions, Miscellaneous Expenses,

SCHEDULE 22 : PRIOR PERIOD EXPENSES

S.No.	Particulars	GDA	UGC	2023-24	2022-23
1	Academic Expenses			0	0
2	Administrative Expenses		20727	20727	64860
3	Transportation Expenses			0	0
4	Repair & Maintenance			0	100157
5	Other Expenses			0	0
	Total Prior Period - Non Salary - A	0	20727	20727	165017
6	Establishment Expenses			0	839619
	Total Prior Period - Establishment - B	0	0	0	839619
	Total	0	20727	20727	1004636



NAME OF ENTITY : THE GANDHIGRAM RURAL INSTITUTE - (DEEMED TO BE UNIVERSITY), GANDHIGRAM - 624302, DINDIGUL DISTRICT, TAMIL NADU

CONSOLIDATED RECEIPTS AND PAYMENTS ACCOUNT FOR THE PERIOD / YEAR ENDED 31.03.2024

RECEIPTS	Amount in Rupees												
	UGC Maintenance Grant / RBI- TSA	GDA 12849	Schemes	Corpus Fund 2633	Student Fund A/c 10820	GDF 10632	Caution Deposit A/c 7	PFMS 14055	Institute Fund A/c.2639	Projects / Fellowship/E ndowment	HBA 1225	Online Fee A/c No.13300	Total
I. Opening Balances													
a) Cash Balances													
b) Bank Balances													
i. In Current Accounts													
ii. In Deposit Accounts													
iii. Savings Accounts	141696773	8216616	11849792	677990	27058806	25077450	47190854	473977	3389844	70117482	315310	854990	336919884
II. Grants Received													
a) From Government of India										19858132			19858132
b) From State Government										1517506			1517506
c) From Other Sources(Detaile)									276328	20317713			20594041
d) Grant from UGC	686311000		9999491		40000000					1435700			737746191
Grants for Capital Expenses													0
Grants for Revenue Expenses													0
III. Academic Receipts	37193367		16289022		26036524	41652038							121170951
IV. Receipts against Earmarked / Endowment Funds- Grant received for Plan													0
V. Receipts against Sponsored Projects / Schemes										1557728			1557728
VI. Receipts against Sponsored Fellowships and scholarships										4457452			4457452
VII. Income on Investments from													0
a) Earmarked / Endowment Funds													0
b) Other Investments													0
VIII. Interest Received on													0
a) Bank Deposits		449848		1240721		363675				560326		337344	2951914
b) Loans and Advances													0
c) Savings Bank Accounts	915423	271442	277480	20094	699019	724038	439794	18444	107913	2071369	10236	809418	6364670
d) Donation Received				77095									77095
IX. Investments Encashed				16473202		5253302				1473285		10485476	33685265
X. Term Deposits with Scheduled Banks encashed		31314852											31314852
XI. Other Income (Including Prior Period Income)	8739641			0					914717	2970041			12624399
XII. Deposits and Advances		4849	50333	0	432794	70590			930806	95417	100839		1685628
XIII. Miscellaneous Receipts including statutory Receipts	74207761	3290		0	8000	36176	8635440		3554143	335236		100556428	187336474
XIV. Any Other Receipts (Inter Account Transfer, etc.)	422494624	16944654	4915292		22237998	61118035	331100	2079075	668689	29730550		66677568	627197585
TOTAL (Op. Bal + Receipts)	1371558589	57205551	43381410	18489102	116473141	134295304	56597188	2571496	9842440	156497937	426385	179721224	2147059767

CPDd mch
Finance Officer
Gandhigram Rural Institute

L. H. K. S. S.
Registrar
Gandhigram Rural Institute

For GANESH PRASAD
Chartered Accountants
(ICAI Firm Reg. No. 009872 S)

S. NAYANAGOPAL
Partner
M. No: 022841



NAME OF ENTITY :THE GANDHIGRAM RURAL INSTITUTE - (DEEMED TO BE UNIVERSITY), GANDHIGRAM - 624302, DINDIGUL DISTRICT, TAMIL NADU
 CONSOLIDATED RECEIPTS AND PAYMENTS ACCOUNT FOR THE PERIOD / YEAR ENDED 31.03.2024

Amount in Rupees

PAYMENTS	UGC Maintenance Grant / RBI- TSA	GDA 12849	Schemes	Corpus Fund 2633	Student Fund A/c 10820	GDF 10632	Caution Deposit A/c 7	PFMS 14055	Institute Fund A/c.2639	Projects / Fellowship/En dowment	HBA 1225	Online Fee A/c No.13300	Total
I. EXPENSES													
a) Establishment Expenses	163016916		8205555			15661108				16109330			202992909
b) Academic Expenses	4822117	142629	386462		9203546	94015							14648769
c) Administrative Expenses	15722920		21886			1507895	283						17252984
d) Transportation Expenses	1269822												1269822
e) Repairs & Maintenance	1985173	134875				147757							2267805
f) Prior Period Expenses	0		80000										80000
II. Payments against Earmarked /Endowment Funds									127476	76877			204353
III. Payments against Sponsored Projects/ Schemes										13411933			13411933
IV. Payments against Sponsored Fellowships / Scholarships										10406731			10406731
V. Investments and Deposits made				17579503					6000000	37188955			60768458
a) Out of Earmarked funds										0			0
b) Out of Own funds (Investments- Others)										0			0
VI. Term Deposits with Scheduled Banks	45000000	38000000	4500000		62000000	48616977	15000000			0			213116977
VII. Expenditure on Fixed Assets and Capital Works -in- Progress										0			0
a) Fixed Assets		3578966	106984		6844	1284806			0	3371878			8349478
b) Capital Works-in-Progress										0			0
VIII. Other Payments including Statutory Payments	862181403	3878507	5812644	30349	16026859	5055458			238726	5527350		122960609	1021711905
IX. Refunds of Grants		482570							0	7566089			8048659
X. Deposits and Loans & Advances		980180	211025		5665797				1344000	1265504			9466506
Deposit with CPWD	2885800					8705009							
Loans and Advances	4740352					787871	67000						
XI. Other Payments				7				2440867	338977	2531610			5311461
Inter A/c Transfer	187992616	10000000	20003434		15000000	46500000	34041358		600000	28750000		56760615	399648023
Student Deposit payment													0
Prepaid expenses	189780				6146		6714662						6910588
Total	1289806899	57197727	39327990	17609859	107909192	128360896	55823303	2440867	8649179	126206257	0	179721224	1995867361
XII. Closing Balances													
a) Cash Balances													
b) Bank Balances													
i. In Current Accounts													
ii. In Deposit Accounts													
iii. Savings Accounts	81751690	7824	4053420	879243	8563949	5934408	773885	130629	1193261	30291680	426385	0	134006374
Total Payments	1371558589	57205551	43381410	18489102	116473141	134295304	56597188	2571496	9842440	156497937	426385	179721224	2129873735

[Signature]
 Finance Officer
 Gandhigram Rural Institute

[Signature]
 Registrar
 Gandhigram Rural Institute

For GANESH PRASAD
 Chartered Accountants
 (ICAI Firm Reg. No: 000872 S)
[Signature]
 S. NATANAGOPAL
 Partner
 M. No: 022841



**GENERAL PROVIDENT FUND ACCOUNT - ACCOUNT NO.8
BALANCE SHEET AS ON 31.03.2024**

Liabilities	2023-24	2022-23	Assets	2023-24	2022-23
GPF Fund account			GPF - Investments		
Opening Balance	297852959	272134623	FDR -Deposits	176785691	160991503
Add: Subscription	23350506	26928874	Long term investments-IDBI Bonds	0	27820000
Add: Advance recovery	7937171	9505690	GPF Advance	85908806	78175231
Add: GPF Interest earned	11941116	13038727	Bank Balance	1238945	6549467
Add: Excess of Income over Expenditure	10593417	13641430	Interest Receivable	22246470	22293550
Less: GPF part final withdrawal	24841802	21958714	TDS Receivable	3802847	2023208
Less: GPF settlement	36850608	15437671			
Total	289982759	297852959	Total	289982759	297852959

INCOME AND EXPENDITURE ACCOUNT FOR THE YEAR ENDED 31.03.2024

Expenditure	2023-24	2022-23	Income	2023-24	2022-23
Interest to Subscribers	11941116	13038727	Interest earned on Investments	22089650	26427463
Bank Charges	10	158	Interest earned on SB account	444893	252852
Excess of income over expenditure	10593417	13641430	Excess of Expenditure over income		0
Total	22534543	26680315	Total	22534543	26680315

RECEIPTS AND PAYMENTS ACCOUNT FOR THE YEAR ENDED 31.03.2024

Receipts	2023-24	2022-23	Payments	2023-24	2022-23
Opening Balance	6549467	3158085	GPF - Part final withdrawal	24841802	21958714
Subscription / Advance recovered	28639402	36434564	Investments	24213757	40000000
Interest on investments	8057067	11647712	GPF settlements	36850608	15437671
SB Interest earned	444893	252852	Bank charges	10	1338
Investments matured	43951368	33543287	GPF Advance	7733575	7733433
FDR Interest Receivable Received	9509881	6405094	TMB FDR Amount payable	4921656	0
TDS Receivable Received	0	237849			
Bank charges reversed	0	1180	Closing Bank balance	1238945	6549467
Inter Account Receivable - TSA RBI	2648275				
Total	99800353	91680623	Total	99800353	91680623

[Signature]
Finance Officer
Gandhigram Rural Institute

[Signature]
Registrar
Gandhigram Rural Institute

For GANESH PRASAD
Chartered Accountants
(ICAI Firm Reg. No: 000872 S)
[Signature]
S. NATANAGOPAL
Partner
M. No: 022841



THE GANDHIGRAM RURAL INSTITUTE - DEEMED TO BE UNIVERSITY, GANDHIGRAM

Details for Investments of GPF Account No.8 as on 31.03.2024

S.No	Name of the Bank	FDR No	Date of Investment	Date of Maturity	Amount of Investment
1	Canara Bank-GRU	140066112092/1	04-11-2022	31-08-2024	10000000
2	Canara Bank-GRU	140066111708/1	04-11-2022	31-08-2024	10000000
3	Canara Bank-GRU	140066112624/1	04-11-2022	31-08-2024	5000000
4	Canara Bank-GRU	140074084720/1	15-12-2022	11-10-2024	579976
5	Canara Bank-GRU	140113743690/1	12-09-2023	29-11-2024	7500000
6	Canara Bank-GRU	140119329446/1	30-10-2023	16-01-2025	6713757
7	Canara Bank-GRU	140127142740/1	03-01-2024	22-03-2025	10000000
8	IDBI-Dindigul	0442107000005135	15-07-2022	16-07-2024	4721743
9	SBI-Dindigul	SBI A/c No. 05	02-01-2003	Continued Deposit	15774464
10	TNPFC-Chennai	0120200805820	28-05-2020	28-05-2024	9921662
11	TNPFC-Chennai	0120200878239	21-12-2021	21-12-2024	12653674
12	TNPFC-Chennai	0120200878240	19-12-2021	19-12-2024	2274625
13	TNPFC-Chennai	0120200918292	01-09-2022	01-09-2025	4217891
14	TNPFC-Chennai	0120200918293	01-09-2022	01-09-2025	4217891
15	TNPFC-Chennai	0120200840431	25-03-2021	25-03-2026	20865036
16	TNPFC-Chennai	0120200930261	26-04-2023	26-04-2026	3296114
17	TNPFC-Chennai	0120200930315	06-05-2023	06-05-2026	699251
18	TNPFC-Chennai	0120200930233	06-05-2023	06-05-2026	3414715
19	TNPFC-Chennai	0120200918291	23-08-2022	23-08-2026	8896953
20	TNPFC-Chennai	0120200860185	24-08-2021	24-08-2026	15000870
21	TMB, Chinnalapatti	283200400101232	22-03-2024	22-03-2025	21037069
Total					176785691



NPS ACCOUNT No.11419

BALANCE SHEET AS ON 31.03.2024

Amount in Rupees

Liabilities	2023-24	2022-23	Assets	2023-24	2022-23
Opening Balance	9009803	5319318	Investments	1384292	5178891
Add: Addition	26957282	26123284	Bank Balance	3705814	1621316
Less: Payment made	31219953	24872128	TDS Receivable	7327	7327
Add: Excess of Income over Exp.	367740	293321	FDR Interest Receivable	17439	56261
NPS Contribution Payable	2260395	2146008	NPS Contribution Receivable from A/c No. 10000	2260395	2146008
Total	7375267	9009803	Total	7375267	9009803

INCOME AND EXPENDITURE ACCOUNT FOR THE YEAR ENDED 31.03.2024

Expenditure	2023-24	2022-23	Income	2023-24	2022-23
Bank charges	0	297	Interest from SB account	83667	43892
Excess of Income over Expenditure	367740	293321	Interest on Investments	284073	249726
Total	367740	293618	Total	367740	293618

RECEIPTS AND PAYMENTS ACCOUNT FOR THE YEAR ENDED 31.03.2024

RECEIPTS	2023-24	2022-23	PAYMENTS	2023-24	2022-23
Opening Balance	1621316	188575	Payments - NPS Fund	31219953	24872128
NPS Fund income	26957282	26123284	Bank charge	0	297
Investment realised	3991776	600000	Investment	0	631190
Interest on SB account	83667	43892	Closing Balance	3705814	1621316
Interest on Investment	125718	23795			
TDS Received	0	1046			
NPS Contribution Receivable	2146008	136944			
FDR Interest Receivable	0	7395			
Total	34925767	27124931	Total	34925767	27124931

Investment details for A/c No.11419 as on 31.03.2024

S.No	FDR No	Date of Investment	Date of Maturity	Amount of Investment
1	Canara Bank - 8500401001128/4	04-01-2024	04-01-2025	709406
2	Canara Bank - 130032287921/1	05-02-2024	06-05-2024	674886
Total				1384292

[Signature]
Finance Officer
Gandhigram Rural Institute

[Signature]
Registrar
Gandhigram Rural Institute

For GANESH PRASAD
Chartered Accountants
(ICAI Firm Reg. No: 000872 S)
[Signature]
S.NATANAGOPAL
Partner
M. No: 022841



THE GANDHIGRAM RURAL INSTITUTE - DEEMED TO BE UNIVERSITY
HOSTEL ESTABLISHMENT FUND A/C - 2597
BALANCE SHEET AS ON 31.03.2024

Page No.53

Amount in Rupees

Liabilities	2023-24	2022-23	Assets	2023-24	2022-23
Hostel Establishment Fund	18647118		Investment	12811159	6425287
Add: Excess of Income over Expr.	864084		Bank Account	2026299	12088679
Add: Additions	8869500		TDS Recievable	42614	42614
Less: Adjustments made	-		Interest receivable	148502	104270
Less: Payments	13365860	15014842			
TDS payable		13732			
Total		15028574	Total	15028574	18660850

INCOME AND EXPENDITURE ACCOUNT FOR THE YEAR ENDED 31.03.2024

Expenditure	2023-24	2022-23	Income	2023-24	2022-23
Bank Charges	-	0	Interest on Investments	559556	289292
Excess of income over Expenditure	864084	535889	Interest on savings Account	304528	246541
			Miscellaneous Income	0	56
Total	864084	535889	Total	864084	535889

RECEIPTS AND PAYMENTS ACCOUNT FOR THE YEAR ENDED 31.03.2024

RECEIPTS	2023-24	2022-23	PAYMENTS	2023-24	2022-23
Opening Balance	12088679	7434366	Investment made	16000000	0
Hostel Establishment fund	8869500	9393500	Hostel Establishment charges	13365860	5004000
Investment realised	10000000	0	Inter A/c Transfer	0	0
SB Interest Earned	304528	246541	Bank Charges	0	0
Interest on Investment	129452	0			
TDS Received		18216			
Inter A/c Transfer		0	Closing Balance	2026299	12088679
Miscellaneous Income		56			
Total	31392159	17092679	Total	31392159	17092679

Investment details for A/c No.2597 as on 31.03.2024

S.No	FDR No	Date of Investment	Date of Maturity	Amount of Investment
1	Canara Bank - 140124905016/1	15-12-2023	03-03-2025	6811159
2	Canara Bank - 130034823227/1	30-03-2024	07-04-2024	6000000
Total				12811159

(Signature)
Finance Officer
Gandhigram Rural Institute

(Signature)
Registrar
Gandhigram Rural Institute

For GANESH PRASAD
Chartered Accountants
(ICAI Firm Reg. No: 000872 S)
(Signature)
S. NATANAGOPAL
Partner
ICAI No. 022941



THE GANDHIGRAM RURAL INSTITUTE - DEEMED TO BE UNIVERSITY, GANDHIGRAM
STUDENT SEMESTER FEES A/C NO.13300
BALANCE SHEET AS ON 31.03.2024

Liabilities			Assets	Amount in Rupees	
	2023-24	2022-23		2023-24	2022-23
Student Semester Fees Control A/c		20747997	Inter Account Transfer Receivable		
Add: Excess of Income over Expenditure	0	1527233	IAT Receivable from A/c No.7		34041358
Excess Remitted by Student - Payable		9170	IAT Receivable from A/c No.14281		500000
Inter Account Transfer Payable			IAT Receivable from A/c No.11876		1750000
Fees Payable to A/c no.10000		7782115	IAT Receivable from A/c No.12240		336000
Fees Payable to A/c no.10632		13699500	Bank Account	0	854991
Fees Payable to A/c no.10820		1206710	Investment		10202965
Fees Payable to A/c no.7		331100	FDR Interest Receivable		282511
Fees Payable to A/c no.14281		3409600	Semester Fees Receivable		745600
Total	0	48713425	Total	0	48713425

INCOME AND EXPENDITURE ACCOUNT FOR THE YEAR ENDED 31.03.2024

Expenditure			Income		
	2023-24	2022-23		2023-24	2022-23
Bank charges	7	4045	Interest earned on SB a/c	7	1045802
Excess of income over Expenditure:	0	1527233	Interest on Investment		485476
Total	7	1531278	Total	7	1531278

RECEIPTS AND PAYMENTS ACCOUNT FOR THE YEAR ENDED 31.03.2024

RECEIPTS			PAYMENTS		
	2023-24	2022-23		2023-24	2022-23
Opening Balance	854991	10102432	Student Semester fees	121754467	55743810
Student Semester fees	100224837	88626581	Inter Account transfer	56760615	171949469
Inter Account Transfer	67009158	138768330	Bank charges	7	4081
Interest earned on SB a/c	809418	1045802	Excess Remitted by Student	0	9170
Excess Remitted by Student	0	18340	Investment	0	10000000
Bank Charges	0	36	Interest earned on SB a/c	809411	
Investments	10485476		Interest on Investment	337344	
Interest on Investment	337344		Fees payable to students	59380	
			Closing Balance	0	854991
Total	179721224	238561521	Total	179721224	238561521

(Signature)
 Finance Officer
 Gandhigram Rural Institute

(Signature)
 Registrar
 Gandhigram Rural Institute

For GANESH PRASAD
 Chartered Accountants
 (ICAI Firm Reg. No: 000872 S)
(Signature)
 S. NATANAGOPAL
 Partner
 M. No: 022841



THE GANDHIGRAM RURAL INSTITUTE - DEEMED TO BE UNIVERSITY, GANDHIGRAM
CONTRIBUTORY PROVIDENT FUND ACCOUNT (KVK) - 2629
BALANCE SHEET AS ON 31.03.2024

Amount in Rupees					
Liabilities	2023-24	2022-23	Assets	2023-24	2022-23
CPF					
Employees Contribution	15387423	13020025	Investments	23114587	19476298
Employer Contribution	15017494	12736229	Interest accrued	5632331	4321796
Accumulated interest	1222982	1194072	Bank Balance	434879	533232
Add: Excess of income over Exp.	224478	28910	TDS Receivable	702	
			Temporary Advance	2669878	2647910
Total	31852377	26979236	Total	31852377	26979236

INCOME AND EXPENDITURE ACCOUNT FOR THE YEAR ENDED 31.03.2024 (CPF KVK)

Amount in Rupees					
Expenditure	2023-24	2022-23	Income	2023-24	2022-23
Interest to Subscribers	1759941	1567233	Interest on Investments		
Bank Charges	11		Interest earned others	34893	92319
Excess of Income over Exp.	224478	28910	Interest Receivable	1949537	1503824
Total	1984430	1596143	Total	1984430	1596143

RECEIPTS AND PAYMENTS ACCOUNT FOR THE YEAR ENDED 31.03.2024 (CPF KVK)


Receipts	2023-24	2022-23	Payments	2023-24	2022-23
Opening Balance	533232	1458861	Temporary Advances	1660000	1829000
Employees Contribution	1562204	1557401	Part final and settlement	0	6747403
Employer Contribution	1326518	1340784	Investments	4496206	1500000
Interest Receipts	34893	47102	Bank Charges	0	1
Recovery of advances	1638032	1630258	Closing Bank balance	434879	533232
Interest from Investments	396206	4571453			
TDS Interest	0	3776			
Bank Charges	0	1			
Investment realised	1100000				
Total	6591085	10609636	Total	6591085	10609636


Finance Officer
Gandhigram Rural Institute


Registrar
Gandhigram Rural Institute

For GANESH PRASAD
Chartered Accountants
(ICAI Firm Reg. No: 000872 S)

S. NATANAGOPAL
Partner
M. No: 022841



KRISHI VIGYAN KENDRA-CPF A/C 2629
Details of Investments as on 31.03.2024

S.No	Name of the Bank	FDR No	Date of Investment	Date of Maturity	Amount of Investment
1	TNPFC-Chennai	CAA 789143	30-09-2019	30-09-2024	2218193
2	TNPFC-Chennai	CAA 791358	22-11-2019	22-11-2024	1559032
3	TNPFC-Chennai	CAA 791356	05-11-2019	05-11-2024	981505
4	TNPFC-Chennai	0120200899731	05-06-2022	05-06-2027	1069110
5	TNPFC-Chennai	0120200917654	03-10-2022	03-10-2027	916380
6	TNPFC-Chennai	CAA 787709	03-09-2019	03-09-2024	600000
7	TNPFC-Chennai	0120200804385	05-06-2020	05-06-2025	1200000
8	TNPFC-Chennai	0120200818873	21-06-2020	21-06-2025	1722438
9	TNPFC-Chennai	0120200919627	03-11-2022	03-11-2027	1500000
10	TNPFC-Chennai	0120200840544	28-03-2021	28-03-2026	1109640
11	TNPFC-Chennai	0120200865370	27-09-2021	27-09-2026	1600000
12	TNPFC-Chennai	0120200870969	02-11-2021	02-11-2026	1100000
13	TNPFC-Chennai	0120200883568	01-02-2022	01-02-2027	800000
14	TNPFC-Chennai	0120200937165	20-09-2023	20-09-2028	1900000
15	TNPFC-Chennai	0120200945995	20-03-2024	20-03-2029	1100000
16	Canara Bank-GRU	8500 401 000 937/2	24-07-2023	24-07-2028	942083
17	Canara Bank-GRU	140141261967/1	28-03-2024	15-06-2025	1496206
18	Canara Bank-GRU	8500 401 001 121/2	16-12-2020	16-12-2025	1300000
	Total				23114587



THE GANDHIGRAM RURAL INSTITUTE – DEEMED TO BE UNIVERSITY, GANDHIGRAM

SCHEDULE: 23

SIGNIFICANT ACCOUNTING POLICIES

1. BASIS FOR PREPARATION OF ACCOUNTS

The accounts have been prepared generally on the Accrual method of accounting. Further, the instructions of MHRD vide Circular No.29-4/2012-IFD dated 17.4.2015 have been followed in the compilation of accounts since F.Y.2014-15

2. REVENUE RECOGNITION

- 2.1 Fees from Students, Sale of Admission Forms and Interest on Savings Bank account are accounted on cash basis. Tuition Fees collected separately for each semester is accounted on actual basis.
- 2.2 Income from Land, Buildings and Other Properties and Interest on Investments are accounted on accrual basis.
- 2.3 Interest on interest bearing advances to staff for House Building, Purchase of Vehicles and Computers is accounted on accrual basis every year, though the actual recovery of interest starts after the full repayment of the Principal.

3. FIXED ASSETS AND DEPRECIATION

- 3.1 Fixed assets are stated at cost of acquisition including inward freight, duties and taxes and incidental and direct expenses related to acquisition, installation and commissioning.
- 3.2 Gifted / Donated assets are valued at the declared value wherever available; if not available, the value is estimated based on the prevailing market value adjusted with reference to the physical condition of the asset. They are set-up by credit to Capital Fund and merged with the Fixed Assets of the Institution.
- 3.3 Books received as gifts are valued at selling prices printed on the books. In case of books for which price is not printed, the value is fixed based on assessment.
- 3.4 Straight Line Method is adopted for the calculation of depreciation. Fixed assets are valued at cost less accumulated depreciation. Depreciation is charged at the rates applicable to the respective assets, at the following rates:



Tangible Assets:

1. Land	0%	2. Site Development	0%
3. Buildings	2%	4. Roads & Bridges	2%
5. Tube wells & Water Supply	2%	6. Sewerage & Drainage	2%
7. Electrical Installation and Equipments	5%	8. Plant & Machinery	5%
9. Scientific & Laboratory Equipments	8%	10. Office Equipments	7.5%
11. Audio Visual Equipments	7.5%	12. Computers & Peripherals	20%
13. Furniture, Fixtures & Fittings	7.5%	14. Vehicles	10%
15. Lib. Books & Scientific Journals	10%		

3.6 Depreciation is provided for the whole year on additions to fixed assets made during the year.

3.7 Where an asset is fully depreciated, it will be carried at a residual value of Rs.1 in the Balance Sheet and will not be further depreciated. Thereafter, depreciation is calculated on the additions of each year separately at the rate of depreciation applicable for that asset.

3.8 Assets created out of Earmarked Funds and funds of Sponsored Projects, where the ownership of such assets vests in the Institution, are setup by credit to Capital Fund and merged with the Fixed Assets of the Institution. Depreciation on these assets is charged at the rates applicable to the respective assets. In the case of assets created out of Sponsored Project funds, where the ownership is retained by the sponsors but held and used by the Institution are separately disclosed in the Notes on Accounts.

3.9 Assets with the individual value of Rs. 2000 or less (except Library Books) are treated as Small Value Assets, 100% depreciation is provided in respect of such assets at the time of their acquisition. However, physical accounting and control are continued by the holders of such assets.

4. INTANGIBLE ASSETS:

Patents and copy rights, E Journals and Computer Software are grouped under Intangible Assets.

4.1 Electronic Journals (E-Journals) are separated from Library Books in view of the limited benefit that could be derived from the on-line access provided. E-journals are not in a tangible form, but temporarily

capitalized and in view of the magnitude of expenditure and the benefits derived in terms of perpetual knowledge acquired by the Academic and Research Staff; Depreciation is provided in respect of E-journals at a higher rate of 40% as against depreciation of 10% provided in respect of Library Books.



4.2 Expenditure on acquisition of software has been separated from computers and peripherals. Apart from being intangible assets, the rate of obsolescence in respect of these is very high. Depreciation is provided in respect of software at a higher rate of 40% as against depreciation of 20% provided in respect of Computers & Peripherals.

Intangible Assets

1. E-Journals	40%	2. Computer Software	40%
3. Patents and Copyrights	9 years		

5. STOCKS:

Expenditure on purchase of chemicals, glassware and other stores is accounted as revenue expenditure. The Physical verification of fixed assets is conducted by our internal auditing team every year. Nonetheless, the consumables items includes academic practical and research oriented activities by students, which is very complicated and difficult to bring or arrive the closing stock as on 31st March of every year.

6. ACTUARIAL VALUATION FOR RETIREMENT BENEFITS

As per AS-15, the actuarial valuation of Retirement Benefits have been obtained for the employees / pensioners / family pensioners of the GRI and provision has been made (For Pension – Rs.41.93 Crore, Gratuity Rs.6.19 Crore and Leave Encashment Rs.2.73 Crore Total Rs.50.85 Crore) under Maintenance Grant Account No.10000 for the year 2023-24 and the same is reflected in Sch.15A – Employees Retirement and Terminal Benefits in the revised consolidated financial statement of accounts for the year 2023-24.

7. INVESTMENTS

- Long term investments are accounted at their cost or face value whichever is lower. However, any permanent diminution in their value as on the date of the Balance Sheet is provided for.
- Short Term investments are carried at their cost or market value (if quoted) whichever is lower.



8. EARMARKED/ENDOWMENT FUNDS

The following long term funds are earmarked for specific purposes. Each of the funds has a separate bank account. Those with large balances also have investments in Government Securities, Bonds and Term Deposits with Banks. The income from investments / advances (House Building Conveyance and computer) on accrued basis and interest on savings Bank Accounts are credited to the respective Funds. The expenditure and advances (in the case of House Building & Conveyance/Computer) are debited to the fund. The assets created out of Earmarked Funds where the ownership Vests in the Institution, are merged with the assets of the Institution by crediting an equal amount to the Capital Fund. The balance in the respective funds is carried forward and is represented on the assets side by the balance at Bank.

a. Corpus Fund, b. House Building Advance Fund, c. Fellowship Fund, and d. Endowment Funds

8.1 Corpus Fund

The Corpus Fund is utilized for Capital expenditure based on the guidelines by the University Grants Commission and the Board of Management of the Institute from time to time. The balance in the Corpus Fund which is carried forward is represented by the balance in a separate Bank account, investment of Fixed Deposits with the Bank and Accrued interest on investments.

8.2 House Building Advances Fund

A revolving fund for the purpose of paying interest bearing advances to the officer' & staff for House Building is being operated.

8.3 JRF/SRF Fund

Fund provided by the UGC/Government for the purpose of paying Fellowships to Junior/ Senior Research Fellows.

In regard to **Point No.3.8** in the Draft Separate Audit Report dated 26.11.2020 related to Non-disclosure of source of funds for disbursement of JRF/SRF in Notes on Accounts Rs. 4,36,803/- it is informed that the disbursement over and above the grant received under JRF/SRF to the tune of Rs. 4,36,803/- had to be made from the Institute Fund account as these JRF/SRF fellows were at the verge of submission of final research report. On the request of the fellows and on the recommendation of the research supervisors the excess payment was released making inter account transfer from the Institute Fund account on loan basis in order to help the JRF/SRF fellows in submitting their research report on time. As and when the grant is received in their accounts the same will be adjusted to the Institute Fund account.



Rajiv Gandhi National Fellowship Fund

Fund provided by University Grants Commission for fellowship to SC/ST Students of the University.

8.4 Endowment Funds


Endowments are funds received from various individual donors, Trusts and other organizations, for establishing Chairs and for Medals & Prizes, as specified by the Donors. While each of the Endowment funds has its own investment there is one savings Bank Account for all the Endowment funds. The income from investment of each Endowment Fund is added to the Fund. The interest on Savings Bank is allocated to all the Endowment funds in the ratio of the year end closing balances in each fund. The expenditure on Medals & Prizes is met from the interest earned on investment of the respective Endowment Fund.

8.5 Student Semester Fee Account No.13300

This account is to receive online fee from the students. The fee collected will be segregated and paid to concerned account. However, the account will be maintained NIL Balance at the end of the year.

9. GOVERNMENT AND UGC GRANTS

- 9.1 Government Grants and UGC grants are accounted on realization basis. However, where a sanction for release of grant pertaining to the financial year is received before 31st March and the grant is actually received in the next financial year, the grant is accounted on accrual basis and an equal amount is shown as receivable from the Grantor.
- 9.2 To the extent utilized towards capital expenditure, (on accrual basis) government grants and grants from UGC are transferred to the Capital Fund.
- 9.3 Government and UGC grants for meeting the Revenue Expenditure (on accrual basis) are treated, to the extent utilized, as income of the year in which they are realized.
- 9.4 Unutilized grants (including advances paid out of such grants) are carried forward and shown as a liability in the Balance Sheet.



10. SPONSORED PROJECTS

- 10.1 In respect of ongoing Sponsored Projects, the amounts received from sponsors are credited to the head "Current Liabilities and Provisions -Current Liabilities -Other Liabilities -Receipts against ongoing sponsored projects." As and when expenditure is incurred /advances are paid against such projects, or the concerned project account is debited with allocated overhead charges, the liability account is debited.
- 10.2 In addition to the Earmarked Funds for the Junior Research Fellowships provided by the University Grants Commission, Fellowships and Scholarships are also sponsored by various organizations. These are accounted in the same way as Sponsored Projects except that the expenditure is only on the disbursement of Fellowships and Scholarships, and include allowances for contingent expenditure by the Fellows and scholars.
- 10.3 The Institute also awards Fellowships and Scholarships, which are accounted as Academic expenses.

11. SERVICE TAX REFUND

As per CAG report on the accounts of the previous year, the institution is eligible to get refund of Service Tax paid on the Contract value and the same is reimbursable by CPWD, Madurai. On reconciliation of CPWD Deposit, the said service tax amount is taken as deposit and provision has been made.

12. INCOME TAX

This Institution is registered under the Societies Registration Act XXI of 1860 S No 20 of 1976. The Institution has been granted registration under section 12AA of Income Tax Act for claiming exemption of its income. This Institution is fully exempted from Income Tax since it is fully funded by the Ministry of Education. No provision for tax is therefore made in the accounts/statements.


Finance Officer
Gandhigram Rural Institute


Registrar
Gandhigram Rural Institute

For GANESH PRASAD
Chartered Accountants
(ICAI Firm Reg. No: 000872 S)

S. NATANAGOPAL
Partner
M. No: 022841



THE GANDHIGRAM RURAL INSTITUTE – DEEMED UNIVERSITY, GANDHIGRAM**SCHEDULE: 24****CONTINGENT LIABILITIES AND NOTES TO ACCOUNTS**

1. **CONTINGENT LIABILITIES: -NIL-**

2. **CAPITAL COMMITMENTS: -Nil-**

3. **FIXED ASSETS:**

The schedules for fixed assets have been shown as schedule 4.

4. **PATENTS: -NIL-**

5. **DEPOSIT LIABILITIES – NIL-**

6. **EXPENDITURE IN FOREIGN CURRENCY: NIL**

- a. Travel
- b. Foreign Drafts for import of chemicals etc.
- c. Others.

7. **CURRENT ASSETS, LOANS, ADVANCES AND DEPOSITS**

In the opinion of the Management, the current assets, Loans, Advances and Deposits have a value on realization in the ordinary course, equal at least to the aggregate amount shown in the Balance Sheet.

8. The details of balances in Saving Bank Accounts, Current Accounts and Fixed Deposit Accounts with Banks are enclosed at Attachment 'A' to the Schedule of Current Assets.
9. Previous year's figures have been regrouped wherever necessary.
10. Figures in the Final accounts have been rounded off to the nearest rupee.



11. Schedules 1 to 24 are annexed to and form an integral part of the Balance Sheet as on 31st March 2024 and the Income & Expenditure account for the year ended on that date.
12. As the Provident Fund Accounts and the New Pension Scheme Account are owned by the members of those funds and not by the Institution, these accounts were separated from the Institute's Accounts from 2005-06. Receipts & Payments Account, an Income & Expenditure Account (on Accrual basis) and a Balance Sheet of the Provident Fund Accounts as well as the New Pension Scheme for the year 2023-24 have been attached, to the Institute's Accounts. A large portion of the New Pension Scheme funds in respect of employees who have been allotted PRAN has been transferred to the National Securities Depository Limited (NSDL) - Central Record Keeping Agency (CRA). The balance held in New Pension Scheme in the Institution in respect of a member will be transferred after the PRAN are allotted by the Agency.
13. The Tuition fee for SC/ST students pertaining to the Financial Year 2006-07 was reimbursed by the Tamil Nadu Government only on 29.03.2016 i.e about 10 years after our prolonged pressure and persuasion. At present, no tuition fee is collected from the SC/ST/SCC students. Out of the total amount of Rs.67,03,900/- received, a sum of Rs.52,24,100/- accounting for 77.93% has already been disbursed and only the balance Rs.14,79,800/- is yet to be disbursed due to non-availability of bank accounts, non-acceptance of remittance of undisbursed amount to the funding agency. Reimbursement to the students will take some more time due to practical difficulties. It is also assured that continuous efforts will be taken to refund the balance amount to the remaining students.
14. It is to inform that the Ministry of Education, GoI has issued order dt. 30.05.2022 to close the GRI Centre, New Delhi and consequent to the order the matter was discussed and resolved in the BoM held on 24.06.2022 & 28.07.2022. The activity of the Centre has been stopped. Services of the temporary Staff were terminated. Assets of GRI Centre, New Delhi shifted to GRI, Gandhigram and were disbursed to the needy department. Completion of the activities shall be reported to the Ministry of Education, GoI and the AG.
15. As per G.O ஐ.க.எண்.பு/ஏ1/3710/2022 dt.28.04.2023, the Govt. of Tamil Nadu has informed that the Scholarship shall be paid along with Tuition Fees directly to the SC/ST/SCC Students Bank Account. In this regard, the Institute has not collected Tuition Fees from the SC/ST/SCC Students for the year 2022-23. Hence, the fees received from SC/ST/SCC Students is exhibited as Nil for the current year 2022-23. As per the IR No.28-142/23-24/ dt.18.04.2024, action is being taken to collect the fee from the Students concerned who have get the reimbursement from the Govt. On collection of the same it will be reported to the AG Audit.


Finance Officer
Gandhigram Rural Institute


Registrar
Gandhigram Rural Institute

For GANESH PRASAD
Chartered Accountants
(ICAI Firm Reg. No: 000872 S)

S. NATANAGOPAL
Partner
M. No: 022841



THE GANDHIGRAM RURAL INSTITUTE - DEEMED TO BE UNIVERSITY, GANDHIGRAM
DETAILS OF FIXED ASSETS FOR OPERATIVE PROJECT ACCOUNTS - 2023-24

Particulars	GROSS BLOCK				DEPRECIATION				NET BLOCK	
	Opening Balance	Additions during the year	Deductions during the year	Closing Balance	Depn. Op. Balance	Depn. for the year	Deductions / Adjustment	Total Depn.	31.03.2024	31.03.2023
Tangible Assets :										
Land	0	0		0	0	0	0	0	0	0
Buildings	16152312	85426		16237738	6305658	323207	0	6628865	9608873	9846654
Roads & Bridges	0	0		0	0	0	0	0	0	0
Tubewells & Water Supply	1000000	0		1000000	220000	20000	0	240000	760000	780000
Electrical Installation and Equipment	2130214	187558		2317772	505420	148389	0	653809	1663963	1624794
Plant and Machinery	1433839	0		1433839	916756	40803	0	957559	476280	517083
Office Equipment	53948461	61449		54009910	31907218	3689509	14650	35582077	18427833	22041243
Furniture, Fixures & Fittings	2848275	205835		3054110	1705621	169754	0	1875375	1178735	1142654
Library Books & Scientific Journals	9041665	570620		9612285	8183745	226103	0	8409848	1202437	857920
Computers & Peripherals	21548134	441685		21989819	20015041	819952	0	20834993	1154826	1533093
Vehicles	6184543	0		6184543	3090726	491802	0	3582528	2602015	3093817
Scientific&lab equipment	25672821	2271019		27943840	9405049	2185705	0	11590754	16353086	16267772
Audio Visual Equipment	2177417	99075		2276492	689818	155936	0	845754	1430738	1487599
TOTAL (a)	142137681	3922667	0	146060348	82945052	8271160	14650	91201562	54858786	59192629
Intangible Assets :										
Computer Software	1051024		0	1051024	1051023	0		1051023	1	1
E-Journals	0		0	0	0	0		0	0	0
TOTAL (b)	1051024	0	0	1051024	1051023	0	0	1051023	1	1
Grand Total (a+b)	143188705	3922667	0	147111372	83996075	8271160	14650	92252585	54858787	59192630



THE GANDHIGRAM RURAL INSTITUTE - DEEMED TO BE UNIVERSITY, GANDHIGRAM
DETAILS OF FIXED ASSETS FOR CLOSED PROJECT ACCOUNTS - 2023-24

Page no.66

Particulars Name of the Assets	GROSS BLOCK				DEPRECIATION				NET BLOCK	
	Opening Balance	Additions during the year	Deductions during the year	Closing Balance	Depn. Op. Balance	Depn. for the year	Deductions / Adjustment	Total Depn.	31.03.2024	31.03.2023
Tangible Assets :										
Land	0			0	0	0		0	0	0
Buildings	405801			405801	64928	8116		73044	332757	340873
Roads & Bridges	0			0	0	0		0	0	0
Tubewells & Water Supply	0			0	0	0		0	0	0
Electrical Installation and Equipment	0			0	0	0		0	0	0
Plant and Machinery	0			0	0	0		0	0	0
Office Equipment	1589451			1589451	1126493	119208		1245701	343750	462958
Furniture, Fixures & Fittings	0			0	0	0		0	0	0
Library Books & Scientific Journals	138488			138488	116313	13174		129487	9001	22175
Computers & Peripherals	386950			386950	386950	0		386950	0	0
Vehicles	0			0	0	0		0	0	0
Scientific&lab equipment	0			0	0	0		0	0	0
Audio Visual Equipment	0			0	0	0		0	0	0
TOTAL (a)	2520690	0	0	2520690	1694684	140498	0	1835182	685508	826006
Intangible Assets :										
Computer Software	0			0	0			0	0	0
E-Journals	0			0	0			0	0	0
TOTAL (b)	0	0	0	0	0	0	0	0	0	0
Grand Total (a+b)	2520690	0	0	2520690	1694684	140498	0	1835182	685508	826006



THE GANDHIGRAM RURAL INSTITUTE - DEEMED TO BE UNIVERSITY, GANDHIGRAM
DETAILS OF FIXED ASSETS FOR CONSOLIDATED PROJECT ACCOUNTS - 2023-24

Particulars Name of the Assets	GROSS BLOCK				DEPRECIATION				NET BLOCK	
	Opening Balance	Additions during the year	Deductions during the year	Closing Balance	Depn. Op. Balance	Depn. for the year	Deductions / Adjustment	Total Depn.	31.03.2024	31.03.2023
Tangible Assets :										
Land	0	0	0	0	0	0	0	0	0	0
Buildings	16558113	85426	0	16643539	6370586	331323	0	6701909	9941630	10187527
Roads & Bridges	0	0	0	0	0	0	0	0	0	0
Tubewells & Water Supply	1000000	0	0	1000000	220000	20000	0	240000	760000	780000
Electrical Installation and Equipment	2130214	187558	0	2317772	505420	148389	0	653809	1663963	1624794
Plant and Machinery	1433839	0	0	1433839	916756	40803	0	957559	476280	517083
Office Equipment	55537912	61449	0	55599361	33033711	3808717	14650	36827778	18771583	22504201
Furniture, Fixures & Fittings	2848275	205835	0	3054110	1705621	169754	0	1875375	1178735	1142654
Library Books & Scientific Journals	9180153	570620	0	9750773	8300058	239277	0	8539335	1211438	880095
Computers & Peripherals	21935084	441685	0	22376769	20401991	819952	0	21221943	1154826	1533093
Vehicles	6184543	0	0	6184543	3090726	491802	0	3582528	2602015	3093817
Scientific&lab equipment	25672821	2271019	0	27943840	9405049	2185705	0	11590754	16353086	16267772
Audio Visual Equipment	2177417	99075	0	2276492	689818	155936	0	845754	1430738	1487599
TOTAL (a)	144658371	3922667	0	148581038	84639736	8411658	14650	93036744	55544294	60018635
Intangible Assets :										
Computer Software	1051024	0	0	1051024	1051023	0	0	1051023	1	1
E-Journals	0	0	0	0	0	0	0	0	0	0
TOTAL (b)	1051024	0	0	1051024	1051023	0	0	1051023	1	1
Grand Total (a+b)	145709395	3922667	0	149632062	85690759	8411658	14650	94087767	55544295	60018636

